



CHIROPRACTIC: A SAFE AND COST-EFFECTIVE APPROACH TO HEALTH

CARL S. CLEVELAND III D.C.
CLEVELAND UNIVERSITY-KANSAS CITY
CHIROPRACTIC AND HEALTH SCIENCES



Copyright 2022, Second Edition
Cleveland University-Kansas City
College of Chiropractic
College of Health Sciences
www.cleveland.edu

Publishers: Foundation for Chiropractic Progress
www.f4cp.org

For reprints contact the publisher at 1(866) 901-3427

Table of Contents

Overview	7
Chiropractic: Healing with a Human Touch	7
The Chiropractic Perspective and Practice	9
The First Visit to the Chiropractor: What to Expect	11
The Chiropractic Adjustment	12
Patient Satisfaction.....	13
The Doctor of Chiropractic: An Emerging Role in the Future of Healthcare	15
What the research evidence shows about chiropractic care	16
Acute, Subacute and Chronic Back and Neck Pain	16
Headaches	18
Chiropractic and Fibromyalgia	19
Chiropractic for Children.....	20
Comparing Chiropractic to Other Treatments	21
Conservative Cost-Effective Spine Care	23
Chiropractic Spine Care and Changes to Nervous System, Muscle Reflexes, Brain Function and Human Performance.....	27
Managing joint function and mobility	29
Joint Function and Motion in the Aging Patient	29
Chiropractic and Sports.....	31
Interdisciplinary care, occupational health and workplace wellness, and chiropractic in the military.....	32
Being Part of Interdisciplinary Care	32
The Growing Role in Occupational Health and On-site Workplace Health Clinics	34
Integration of Chiropractic Services in Military and Veteran Healthcare Facilities.....	36
Safety of Chiropractic	39
Chiropractic — A Safer Strategy Than Opioids.....	40
Chiropractic Education and Licensure, and Legal Recognition	45
Doctors of Chiropractic in the United States Complete a Minimum of Seven Years of Higher Education	45
Licensure and Legal Recognition	46
Conclusion	48
Acknowledgements	49
Resources	52
Endnotes	54





Foreword

Research from the National Association of Worksite Health Centers, where I serve as the executive director, reports that employers are implementing on-site and near-site health centers due to the positive impact on employee health and productivity, while reducing unnecessary costs and medical services. Among employees, the worksite health centers are a popular benefit due to the easy access to a variety of low or no cost health and wellness services, and especially the inclusion of chiropractic care.

The value of a worksite health center increases as more services are included on-site, reducing the need for employees to leave the workplace to get care. With many employees seeking chiropractic care in their local community we're finding an increasing interest among employers in having doctors of chiropractic (DCs) join their centers' clinical teams.

In addition to addressing back and neck pain, and related neuromusculoskeletal conditions, many employees visit the DC for prevention and to maintain spine and joint function. Employers report lower costs, high satisfaction, and a faster return to work when employees with back or neck pain receive care from a DC. Word spreads quickly in the workplace when employees learn the value of having a DC on-site along with their primary care provider.

The integration of a DC along with medical doctors, physical therapists, massage therapists, and acupuncturists in treating musculoskeletal

problems is a growing development among worksite health centers. Treating structural imbalances in the body through spinal manipulative therapy performed by a DC is often a safer and far more effective way to manage pain, as Carl S. Cleveland III, DC, describes in this useful and comprehensive guide to the health and economic benefits of chiropractic care.

Indeed, 80% of our employer members indicated that musculoskeletal disorders are among their top cost drivers, representing a primary consideration for offering chiropractic services as part of their on-site clinics. As Dr. Cleveland documents in the following pages, chiropractic is part of the cultural transformation in pain prevention, its diagnosis, and management, and represents an important non-pharmacologic approach towards helping solve today's opioid prescription drug crisis. The tragedy of opioid abuse and the impact on employees and their families, and the resulting lost productivity in the workplace is incalculable.

Chiropractic care is increasingly viewed as a first-line approach by employees and employers for pain management, for improved mobility and sense of well-being. I know you'll find this an informative and authoritative guide, and I hope it helps drive positive change in your workplace, your community, and for your personal health.

Larry Boress
Executive Director
National Association of Worksite Health Centers

Overview

Chiropractic: Healing with a Human Touch

Doctors of chiropractic (DCs) are primary healthcare professionals focused on diagnosis, care and prevention of disorders of the spine, as well as other parts of the musculoskeletal system,* and the associated effects of these disorders on the nervous system and general health.¹⁻⁵

Chiropractic services are used most often to care for musculoskeletal complaints**⁶ including but not limited to back pain, neck pain, pain in the joints of the arms or legs, and headaches.² Musculoskeletal pain - particularly related to joints and the back - is the most common type of chronic pain.^{7,8} Chronic back pain is associated with reduced mobility, quality of life and longevity,⁹ and often includes increased rates of other health problems.¹⁰

Back and neck pain, ranked number 1 out of 154 in an analysis of U.S. healthcare spending in 2016 for the 100 most expensive health conditions, and at a cost of \$134 billion for that year.¹¹ Back and neck pain are increasingly the result of poor posture, workplace and sports-related injuries, motor vehicle accidents, obesity or simply sedentary lifestyles.¹²

Worldwide, back pain is the single leading cause of disability and absenteeism, preventing many people from engaging in work and other activities of daily living.¹³⁻¹⁸ Globally, years lived with **disability caused by low back pain increased by 54% between 1990 and 2015**, mainly as a result of population increase and aging, with the biggest increase seen in low-income and middle-income countries.¹³

Approximately 31 million Americans experience low back pain at any given time,¹⁹ and one-half of all working Americans admit to having back pain symptoms each year.²⁰ Back pain accounts for more than 364 million lost work days in one year, equivalent to two work days for every full-time worker in the U.S.²¹ It is estimated that up to 80% of the population will experience back pain at some time in their lives, and it can affect people of all ages, from adolescents to the elderly.²²

Neck pain is the third most common chronic pain condition in the U.S., and the fourth leading cause of disability worldwide, with **disability from neck pain having increased by 29%** in the U.S. over the past two decades.²³ **Back and neck pain affect nearly one in three, or 75.7 million adults**,²⁴ and represent a substantial burden to society.²⁵⁻²⁸

*Disorders to the musculoskeletal system include injuries and disorders of muscles, nerves, tendons, ligaments, joints, cartilage and spinal disks.³⁵ The musculoskeletal system supports the body's weight, enables body movement, and protects the vital organs including the nerves in and around the spinal column.

**Neuromusculoskeletal: pertaining to the interactions between nerves, muscles and the skeleton.⁶

Although DCs treat more than just back pain, many patients initially visit a chiropractor looking for relief from this pervasive condition. Satisfaction with the chiropractic approach to spine care ranks in the high 80th and into the 90th percentile as demonstrated by **Consumer Reports**,²⁹ **Gallup-Palmer Report**,³⁰ **Medicare**³¹ and **Tricare**³² **patient polls**. Indeed, throughout its history, satisfied patients have always been the mainstay of chiropractic care.²⁹

As primary care professionals for spinal health and well-being, DCs provide qualified, effective care to some 35.5 million American adults, representing more than 14% of the adult population, who seek chiropractic care each year to promote health, alleviate pain and improve quality of life. Approximately 95% of past-year chiropractic patients describe the treatment as effective, with 88% agreeing that the quality of care was a good value for the money.³⁰

Research demonstrates that the primary reasons patients consult chiropractors are:³³

- » Back pain (**approximately 60%**)
- » Other musculoskeletal pain i.e. neck, shoulder or extremities and arthritic pain (**20%**)
- » Headaches including migraine (**10%**)
- » About 10% of patients present with a wide variety of conditions, either caused, aggravated or mimicked by neuro-musculoskeletal disorders (e.g., dysmenorrhea, pseudo angina, and digestive and respiratory dysfunctions).

Today, chiropractic (Greek, meaning “done by hand”) is taught and practiced throughout the world. The profession has earned broad acceptance from national healthcare systems, as well as the public. The chiropractic profession is the third-largest physician-level independent health profession in the Western world.³⁴



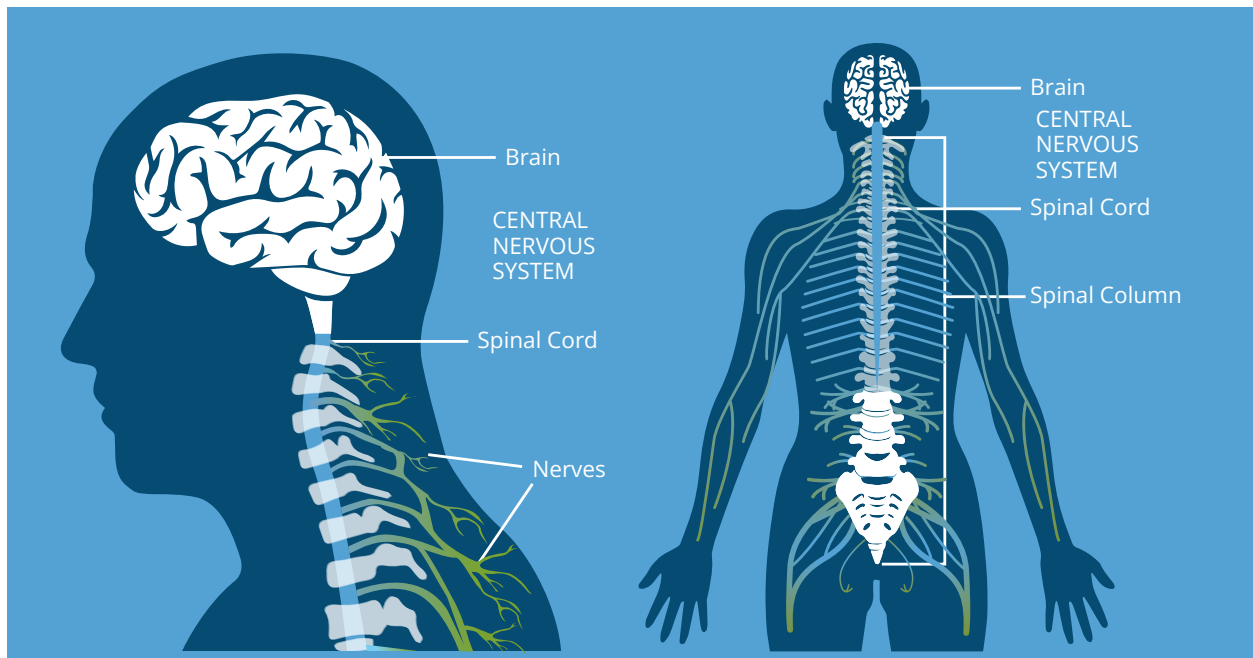
The Chiropractic Perspective and Practice

The spinal column protects the spinal cord, which is an extension of the brain, and is part of the central nervous system (CNS). Nerves from the spinal cord exit the spinal column and branch out like a delicate web to transmit information back and forth between the CNS and the rest of the body. Because of the close relationship between the spine and the nervous system, abnormal or dysfunctional spinal movement can adversely impact nerve function affecting the communication between the brain and the body.³⁶

The relationship between *structure*—primarily the spine—and *function*—as coordinated by the nervous system—is central to chiropractic’s approach to patient care, health and well-being.³⁷⁻³⁹

DCs acknowledge the importance of the nervous system in the control, coordination and regulation of the body, and that spinal or extremity joint dysfunction, termed subluxation* or subluxation complex, can adversely affect nerve function, and the body’s ability to regulate and maintain health.⁴⁰

Spine & Central Nervous System



Infographic created by Cleveland University-Kansas City 2021

*Reimbursement through Medicare for chiropractic manipulation of the spine requires that the primary diagnosis be subluxation. As part of the physical examination, the acronym P.A.R.T. serves to identify the diagnostic criteria for spinal dysfunction (subluxation), to include Pain/tenderness; Asymmetry/misalignment; Range of motion abnormality; and Tissue tone, texture, and temperature abnormality. Two of the four P.A.R.T. criteria are required for Medicare reimbursement (one of which must be Asymmetry/misalignment or Range of motion abnormality) and should be documented.



This 'entity,' which generally describes areas of the spine with muscle tightness, tenderness to touch and restricted intersegmental movement, is also referred to as 'spinal fixation,' or 'manipulable spinal lesion.'⁴¹ Physical medicine specialists, physical therapists or osteopaths may identify this dysfunctional spinal segment using alternate terminology.⁴²⁻⁴⁴

The core focus of chiropractic practice and procedure is to address disturbed joint biomechanics and the associated effects on nerve system function. This is achieved through the skilled procedure termed the *spinal adjustment* or *manipulation*. When a DC adjusts these dysfunctional segments and restores appropriate spinal movement patterns, this contributes to more appropriate sensory input to the brain and spinal cord. Several research studies have documented changes in nerve function following the application of the controlled, high-velocity, low-amplitude (HVLA) thrust adjustment.^{45,146,152-155} The mechanisms for these changes are still not fully understood.

Chiropractic is an inherently conservative approach to healthcare, and the profession values the intrinsic biologic ability or innate tendency of the body to self-regulate, restore and maintain health through compensating homeostatic mechanisms, reparative processes and adaptive responses to environmental challenges.⁴⁶ The chiropractic paradigm represents a holistic biopsychosocial** philosophy of health rather than a biomedical one, and embraces a belief in optimizing health through good nutrition, constructive exercise, stress management, and a focus on the importance of good posture, as well as proper spinal and extremity joint biomechanics.⁵

In addition to joint adjustment and/or manipulation, chiropractic patient management may include rehabilitation exercises, patient education in lifestyle and nutritional modification, and the use of adjunctive therapeutic modalities, orthotics and other supports. Current accreditation and state licensing standards in the U.S. give DCs the responsibility as a primary portal of entry provider, with the requirement to establish a diagnosis, determine indications for providing chiropractic care, and to consult with or refer to other healthcare practitioners when appropriate.⁴⁷

**Biopsychosocial: The biopsychosocial model is a view that attributes disease to the interaction of biological factors (biochemical, genetic), psychological factors (behavior, mood, personality), and social factors (cultural, familial, socioeconomic, medical).⁴⁸ The biopsychosocial model counters the biomedical model, which generally attributes disease to only biological factors, such as viruses, genes, or somatic abnormalities.⁴⁹



The First Visit to the Chiropractor: What to Expect

The DC starts by taking a patient's history, and then performs a physical examination, to include the assessment of spinal and musculoskeletal joint function. The chiropractic examination focuses on evaluation of joint pain or tenderness, asymmetry, changes in range of joint motion, muscle tone and strength, posture and spinal or other joint stability.⁴² Lab tests or imaging such as MRI, CT scan or X-ray may be indicated.

The combination of the history, examination and diagnostic studies help determine whether chiropractic services are appropriate for the patient's condition. As part of this process, the doctor will explain the clinical findings, recommend a treatment plan and review the risks and benefits of all procedures.

Through a process of shared decision-making, the patient and doctor will determine if it is appropriate to proceed with a trial of chiropractic care. If the examination findings indicate that the patient would be more appropriately managed or co-managed by another healthcare professional, the DC will make the proper referral.

Based on the clinical indications, timing or severity of the patient's condition, chiropractic interventions may require a series of visits in order to relieve pain and improve joint function. Patients may also receive advice on home care, lifestyle modifications, exercise instruction and nutritional advice.

The Chiropractic Adjustment

DCs are thoroughly trained in the assessment and management of conditions affecting the spinal and extremity joints and associated neurological manifestations, and based on examination findings and indication for care, the chiropractor will recommend an initial course of care. Chiropractic care involves spinal adjustment or extremity manipulation, and may include mobilization, muscle stretching and soft tissue therapy, along with exercise, the use of modalities (i.e. traction, ultrasound or laser) and rehabilitation and active care.⁵⁰ DCs are also trained to provide recommendations on injury prevention strategies.

The chiropractic adjustment or manipulation is a manual procedure applying a force, sometimes mild, sometimes firm, directed to one or more dysfunctional hypomobile* joint segments, and is a procedure that requires highly refined skills developed during the doctor's intensive years of chiropractic education. The adjustive procedures and techniques are precise and controlled, and designed to introduce motion into a dysfunctional joint.

The patient is positioned on a specifically-designed adjusting table, chair, or other specialized equipment. The doctor typically uses the hands, or an instrument, to then skillfully apply a controlled force directing motion into the joints of the body in order to restore proper alignment or movement within the normal ranges of motion. Particular attention is directed to the areas of the spine where vertebral joint dysfunction has been detected. The adjustment often helps restore joint mobility and function, resolves joint inflammation, and reduces the patient's pain.

Adjustment or manipulation of a joint may be accompanied by an audible popping sound. The noise is a result of a change of pressure within the joint, as part of the application of the adjustment, and is caused by dispersion of microscopic gas bubbles within the joint.⁵¹ This is a natural occurrence and is similar to one cracking the knuckles.

The DC adapts the adjustive technique and procedure to address the age, condition and specific needs of each patient. Patients may often note positive changes in their symptoms immediately following care. The chiropractic adjustment rarely causes discomfort.⁵² However, patients may sometimes experience mild soreness or aching following treatment (as may be experienced with some forms of exercise) that usually resolves within 12 to 48 hours. Compared to other common treatments for pain, such as over-the-counter and prescription pain medications, chiropractic's conservative approach offers a safe and effective option.^{2, 3}

Simply stated, the adjustment is applied to a joint to restore motion when the body's own muscles cannot. Chiropractic adjustments help relieve pain, as well as restore and maintain normal movement, biomechanics and function.

*A decreased or smaller range or frequency of joint movement than normal.



Included among the benefits of chiropractic care are:

- » Relief from back and neck pain⁵³⁻⁵⁴
- » Relief from headaches⁵⁵⁻⁵⁶
- » Relief from pregnancy-related backache⁵⁷
- » Correction of hip, gait and foot problems⁵⁸⁻⁵⁹
- » Improved flexibility, stability, balance and coordination⁶⁰⁻⁶¹
- » Prevention of work-related muscle and joint injuries⁶²⁻⁶³
- » Improved function and ability to better perform the activities of daily living^{62, 64-66}

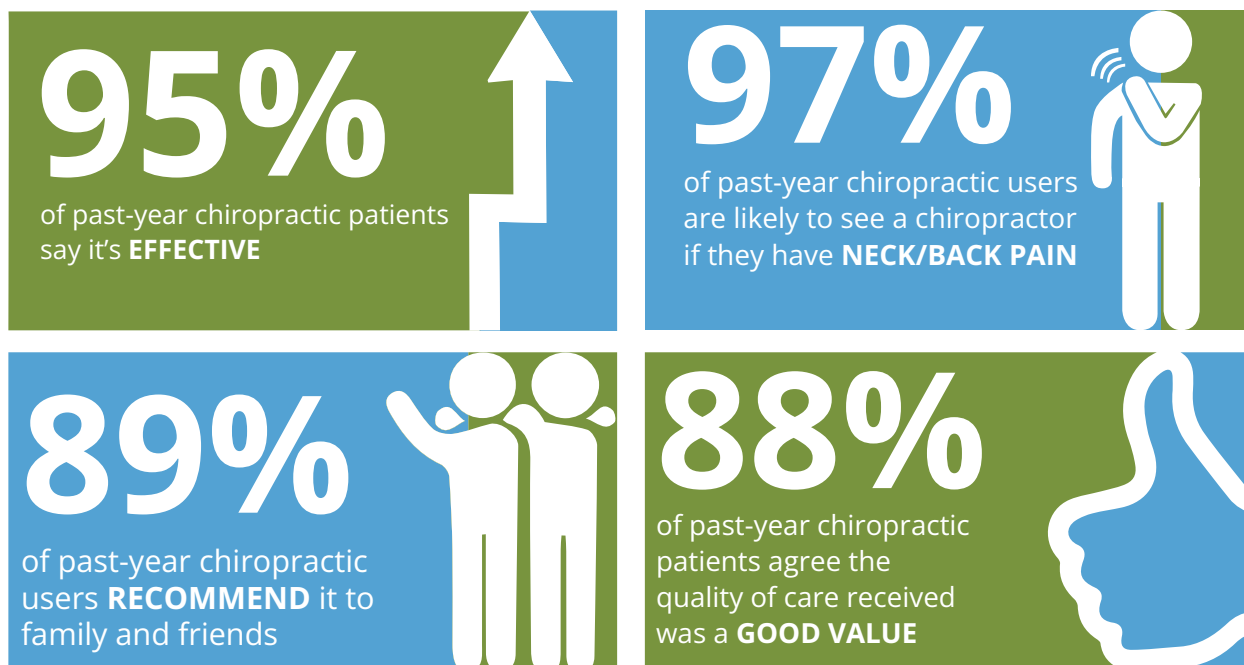
Patient Satisfaction

Researchers analyzing the prevalence, patterns and predictors of chiropractic utilization in the U.S. general population found that, "Back pain and neck pain were the most prevalent health problems for chiropractic consultations and the majority of users reported chiropractic helping a great deal with their health problem and improving overall health or well-being."^{67, 68}

Consumer Reports, and Gallup-Palmer Reports

From the June 2016 issue of *Consumer Reports*²⁹ ranking chiropractic care as the number one preferred treatment for low back pain to the August 2016 Gallup-Palmer Report, surveys show that healthcare consumers rank the services from their DC high. The Gallup report found that approximately half of adults in the U.S. have been to a DC as a patient. Fourteen percent of adults say they saw a DC in the last 12 months, 12% say they saw a DC in the last five years, and 25% say they saw a DC more than five years ago.³⁰

American's Perceptions of Chiropractic



Source: 2016 Gallup-Palmer College of Chiropractic Annual Report: American's Perceptions of Chiropractic
Infographic created by Cleveland University-Kansas City 2017

The 2016 Gallup-Palmer findings report that:

- » 95% of recent chiropractic users rate chiropractic effective
- » 97% of past-year chiropractic users are likely to see a chiropractor if having neck or back pain
- » 89% of the past-year chiropractic users recommend it to family and friends
- » 88% of past-year chiropractic users agree that it is a good value for the money

In a February 2017 *Consumer Reports* nationally representative survey of 3,562 back pain sufferers who said they had consulted with a professional for advice or treatment, 83% of the respondents having seen a DC found treatment or advice from the DC to be helpful.⁶⁹

The Doctor of Chiropractic: An Emerging Role in the Future of Healthcare

Increasingly today, policy makers, third-party payers, and patients are seeking greater accountability from the health system, and from individual physicians and care providers. In an ideal world, this accountability is benchmarked by the three goals of **improved outcomes, lower costs and patient satisfaction**.⁷⁰ For the profession of chiropractic, the need has never been greater, and the compelling results speak for themselves.

A 2020 analysis in the *Journal of the American Medical Association* reported that back and neck pain, ranked number 1 out of 154 in an analysis of U.S. healthcare spending in 2016 for the 100 most expensive health conditions, and at a cost of \$134 billion for that year.¹¹ This is up from a cost of \$87.6 billion in 2013.⁷¹ Further, back pain is one of most common reasons people see a doctor or miss days at work.⁷² Back and neck pain are increasingly the result of poor posture, workplace and sports-related injuries, motor vehicle accidents, obesity or simply sedentary lifestyles.^{12, 73}

Research Economist John McGowan, PhD, of St. Louis University in an analysis of the *Cost-Efficiency and Effectiveness of Including Doctors of Chiropractic to Offer Treatment under Medicaid in the State of Missouri* (2019), reported a cost savings to the state of Missouri with the inclusion of DCs as covered providers under Missouri Medicaid may range between \$14.1 million and \$49.2 million. The study found that chiropractic care provides better outcomes at lower cost, and that chiropractic treatment and care leads to a reduction in cost of spinal surgery. Further, this study demonstrates that chiropractic care leads to cost savings from reduced use and abuse of opioid prescription drugs.⁷⁴ This finding is important given that back pain is a major contributor to the prescribing and use of opioids in America.

Trends including consumer interest in a non-pharmacological approach to health, public concern for side effects of prescribed and over-the-counter medicine, the epidemic of opioid addiction and an aging “boomer” population seeking to remain mobile and active in their golden years, are creating an expanding role for DCs. Couple these trends with decades of outcomes research demonstrating effectiveness, value and cost savings of chiropractic care, the profession is well positioned as a healthcare authority for safe and conservative, first-contact, primary spine care for structural health and well-being.⁷⁵

What the Research Evidence Shows About Chiropractic Care

A growing list of research studies and reviews demonstrate that the services provided by doctors of chiropractic are clinically effective,¹²⁶⁻¹³⁰ safe,²⁰⁰⁻²⁰⁹ and cost-effective.¹³¹⁻¹³⁸ Following are excerpts and summaries from a few of those studies. The evidence supports the conservative, drug-free approach of chiropractic for managing a variety of conditions.¹

Acute, Subacute and Chronic Back and Neck Pain

The National Institute of Neurological Disorders and Stroke (NIH 2021) describes pain as a signal in your nervous system that something may be wrong, and may be experienced as an unpleasant feeling, such as a prick, tingle, sting, burn, or ache. Pain may be sharp or dull and may be felt in one area of your body, or all over. Acute pain is pain that has been present for less than 3 months.^{76, 77} Subacute pain is a subset of acute pain, which is pain that has been present for at least 6 weeks, but less than 3 months.⁷⁸ Chronic pain is pain that has been present for more than 3 months.⁷⁶ According to *NIH Medline Plus*, a publication of the National Institutes of Health, “*chronic pain usually cannot be cured, but it can be managed.*”⁷⁹

Herman, et al., from the Rand Corporation examined data from a large sample of patients with Chronic Low Back Pain (CLBP) and/or Chronic Neck Pain (CNP) to observe how real-world patients used chiropractic care over time to manage their pain. The study assessed the relationships between frequency of visits and outcomes for patients using ongoing chiropractic care (average for 11 years) for chronic spinal pain. Over a three-month trial period patients showed improvement in back and neck pain, and improvement in function, and certain patients may have reached maximum therapeutic improvement, and with the possibility of successfully managing their chronic pain while using a variety of chiropractic visit frequencies. The researchers observed that patients with worse baseline pain and function used more chiropractic visits, but only visits more than once per week for those with CLBP were associated with significantly better improvement. The authors concluded that chiropractic patients with CLBP and CNP manage their pain using a range of visit frequencies and the predictors of these frequencies could be useful to inform third-party payers when developing policies for ongoing provider-based care.⁸⁰

Herman et al. (2021) *Pain Physician*

The 2020 National Association of Spine Specialists (NASS) Clinical Guideline provides the highest quality clinical evidence available for the diagnosis and contemporary treatment

of low back pain in the adult patient, as current as 2016. The goals of the guideline recommendations are to assist in delivering optimum, efficacious treatment and functional recovery from nonspecific low back pain. The NASS guidelines reflect that spinal manipulation therapy (SMT) alone was found to be as good as SMT with exercise, and is indicated as a “suggested” treatment.⁸¹

NASS Diagnosis and Treatment of Low Back Pain (2020)

The results of a clinical trial by Goertz and colleagues showed that chiropractic care combined with usual medical care for low back pain provides greater pain relief and a greater reduction in disability than medical care alone. This study featured 750 active-duty members of the military representing one of the largest comparative effectiveness trials between usual medical care and chiropractic care.⁸² This trial provides additional support for the inclusion of chiropractic care as a component of multidisciplinary health care for low back pain, as currently recommended in existing guidelines.

Goertz et al. (2018) *JAMA Open Network*

The American College of Physicians (2017) Guidelines published in the *Annals of Internal Medicine*, present evidence and provide clinical recommendations on noninvasive management for low back pain. The guideline emphasized conservative noninvasive treatments for acute, subacute and chronic low back pain. In Recommendation 1 of the guideline, it states, “...clinicians and patients should select non-pharmacological treatment with superficial heat, massage, or acupuncture or spinal manipulative therapy.”⁸³

Qaseem et al. (2017) *Annals of Internal Medicine*

Guidelines published May 2017 in the *Canadian Medical Association Journal* (CMAJ) strongly recommend non-pharmacologic therapy, including chiropractic, before using opioid therapy for chronic non-cancer pain. Guideline Recommendation 10 provides for “...a coordinated multidisciplinary collaboration that includes several health professionals whom physicians can access according to their availability (possibilities include, but are not limited to, a primary care physician, a nurse, a pharmacist, a physical therapist, a chiropractor, a kinesiologist, an occupational therapist, an addiction medicine specialist, a psychiatrist and a psychologist.)”⁸⁴

Busse et al. (2017) *Canadian Medical Association Journal*

Stochkendahl et al., from the Department of Sports Science and Clinical Biomechanics, University of Southern Denmark, completed a review of recommendations of approximately 20 non-surgical interventions for recent onset (less than 12 weeks) non-specific low back pain and lumbar radiculopathy based on two guidelines from the Danish Health Authority. The results of the review conclude that if treatment is needed, the guidelines suggest using patient education, supervised exercise and spinal manipulative therapy. The guidelines recommend

against acupuncture, the routine use of imaging, extraforaminal glucocorticoid injection, paracetamol, NSAIDs, and opioids. Recommendations are based on low to moderate quality evidence or on consensus, but are well aligned with recommendations from international guidelines.⁸⁵

Stochkendahl et al. (2017) *European Spine Journal*

In a 2017 study published in the *Journal of the American Medical Association*, Paige et al., completed a systematic review of randomized controlled trials (RCTs) on the effectiveness and harms of spinal manipulative therapy (SMT) for acute (6 weeks) low back pain. Of 26 eligible studies identified, 15 RCTs (1711 patients) provided moderate-quality evidence that SMT has a statistically significant association with improvements in pain, and twelve RCTs (1381 patients) produced moderate-quality evidence that SMT has a statistically significant association with improvements in function. The RCTs represented studies of adults with low back pain treated in ambulatory settings with SMT compared with sham or alternative treatments, and that measured pain or function outcomes for up to 6 weeks. The authors conclude that among patients with acute low back pain, SMT was associated with modest improvements in pain and function at up to 6 weeks, with transient minor musculoskeletal harms.⁸⁶

Paige et al. (2017) *Journal of the American Medical Association*

In the May 2017 FDA Education Blueprint for Health Care Providers Involved in the Management or Support of Patients with Pain, the document outlines the components of an effective treatment plan, with goals of treatment to include the expectations regarding improvement in pain, and improvement in function, where relevant. Section II references a number of non-pharmacologic therapies that can play an important role in managing pain, particularly musculoskeletal pain and chronic pain. The listing includes cognitive behavioral, physical and occupational therapy, surgical approach and complementary therapies, e.g., acupuncture and chiropractic. Further, the document states that healthcare providers should be knowledgeable about the range of available therapies, when they may be helpful, and when they should be used as part of a multidisciplinary approach to pain management.⁸⁷

U.S. Food and Drug Administration (2017)

Headaches

The global prevalence of tension-type headache and migraine in adults is reported to be approximately 40% and 10%, respectively.⁸⁸⁻⁹¹ These headaches constitute a significant burden on personal health and productivity^{92, 93} and represent a substantial drain on healthcare resources.⁹⁴⁻⁹⁶ Migraine is the third leading cause of disability for those under the age of fifty.⁹⁷ Headache is third among the reasons for seeking chiropractic care in North America⁹⁸ and clinical practice guidelines now call for non-pharmacological management for headache and neck pain⁹⁹ as evidence suggests that chiropractic care improves cervicogenic and migraine headaches.^{55, 56}

A 2020 updated systematic review (original 2018) on chronic pain for common conditions published by the Agency for Healthcare Research and Quality assessed the effectiveness of a non-pharmacological approach. The authors found that spinal manipulation slightly improved function and moderately improved pain in the short term (4.5 months) when compared to usual care for tension-type headaches.^{100,101}

Skelly et al. (2020) *Agency for Health Care Research and Quality*

A 2019 systematic review and meta-analysis of randomized controlled trials assessed the effectiveness of manual therapy on the health-related quality of life in patients with tension-type headaches, migraine headaches and cervicogenic headaches. Seven studies were included in the meta-analysis. The Headache Disability Inventory showed a statistically significant difference in favor of manual therapy as an effective approach in improving the quality of life in patients with tension-type headaches and migraine headache.¹⁰²

Falsiroli et al. (2019) *Current Pain Headache Reports*

In a study of 256 adult cervicogenic headache patients, Haas and associates found a trial of 18 chiropractic visits for spinal manipulation to represent highest and most effective treatment plan, reducing the days with cervicogenic headache by half. This was about three more days per month when compared to the light-massage control.¹⁰³

Haas et al. (2018) *Spine Journal*

Chiropractic and Fibromyalgia

The Centers for Disease Control and Prevention describes fibromyalgia (FM) as a chronic pain condition characterized by widespread pain and stiffness throughout the body, to include sleep disturbance, fatigue and psychological distress.¹⁰⁴ According to the National Institute of Arthritis and Musculoskeletal and Skin Diseases, a division of the U.S. National Institute of Health (NIH), research suggests that FM is caused by a disorder in how the body processes pain, resulting in a hypersensitivity to stimuli that normally are not painful.¹⁰⁵ The heightened sensitivity to pain appears to involve disordered central nervous system sensory nerve function that includes a physical change in regions of the brain (neuroplasticity) resulting in abnormal processing external stimuli.¹⁰⁶

The National Fibromyalgia and Chronic Pain Association estimates that 2-4% of the world's population (approximately 210 million in 2015), and approximately 10 million Americans (**3% of the U.S. population**) are afflicted. FM occurs most often in women (**80% women - 20% men**), and the condition strikes all ethnic backgrounds, to include children.¹⁰⁷ For people with severe symptoms, FM can be extremely debilitating and interfere with basic activities of daily living. The cause of FM remains uncertain.

Schneider,¹⁰⁸ in a systematic review of the literature, concluded that several non-pharmacologic treatments and manual-type therapies have acceptable evidence supporting the treatment of FM, to include massage, muscle strength training, aerobic exercises, acupuncture and spa therapy (balneotherapy).

In a 2019 publication, Mohabbat et al. surveyed 310 FM patients that were referred to the Mayo Clinic fibromyalgia treatment program about their use of complementary and integrative medicine (CIM) therapies in the past. Of these, 98% reported using some form of CIM. Chiropractic was one of the most frequently used (39%). The results indicate a rising trend in the use of some CIM therapies among patients with FM. The authors suggest healthcare professionals be knowledgeable about these various modalities and their potential incorporation into a multifaceted FM treatment regimen.¹⁰⁷

Mohabbat et al. (2019) *Mayo Clinical Proceedings*

Chiropractic for Children

Chiropractic care is among the most common complementary and integrative healthcare practice used for children in the U.S., according to the U.S. National Center for Health Statistics Report (2015),¹⁰⁹ and is frequently used internationally for the treatment of children.¹¹⁰⁻¹¹⁶

Manual therapy provided by DCs has been found effective in treating the musculoskeletal imbalances of infants,¹¹⁷ with modified treatments appropriate for the size and age of the child.¹¹⁸ Chiropractic care for children is most often sought for treatment of musculoskeletal conditions, except in the case of infants, where infantile colic is one of the more common presenting complaints.¹¹⁹

Over recent years a number of authors have investigated the safety of chiropractic care for children and infants.^{120, 121} These studies overwhelmingly suggest that chiropractic care can be safely provided to even the youngest members of society.

In a study in the United Kingdom to investigate maternal report of infants' condition before and after a trial of chiropractic care demonstrated statistically significant improvements across several common complaints, including crying, problematic feeding, sleeping and pain. The mothers in this study reported definite improvement following chiropractic care, with the data supporting the notion that chiropractic care is effective, safe, and cost-effective.¹²²

Miller et al. (2019) *Journal of Manipulative and Physiological Therapeutics*

Driehuis et al. conducted a systematic review and meta-analysis of 26 studies related to evidence for effectiveness and harms of specific spinal manipulation techniques for conditions in infants and children/adolescents. The review concluded that severe harms were relatively scarce and that gentle, low-velocity spinal mobilizations seem to be safe treatment techniques in infants, children and adolescents.¹²³

Driehuis et al. (2019) *PloS One*

Infantile Colic

Carnes et al. in a systematic review and meta-analyses to assess the effect of manual therapy interventions for healthy but unsettled, distressed and excessively crying infants, found moderate strength evidence for the effectiveness of manual therapy on reduction in crying time (−1.27 hours per day). The risk of reported adverse events was low, representing seven non-serious events per 1000 infants exposed to manual therapy. The authors concluded that manual therapy for infants appears relatively safe.¹²⁴

Carnes et al. (2018) *BMJ Open*



Comparing Chiropractic to Other Treatments

Low back and neck pain imposes a costly burden upon patients, healthcare insurers and society overall.¹³ Spinal manipulation as practiced by chiropractors has been found to be cost-effective for treatment of back and neck pain¹²⁵ and examples of evidence of cost comparisons between chiropractic and other treatment approaches for managing musculoskeletal conditions appears in the excerpts that follow.

Khodakarami conducted a cost-effectiveness comparison between physical therapy and chiropractic manipulation for the treatment of patients in the U.S. with low back pain. The findings demonstrated that the total average cost in the chiropractic group was \$48.56 lower than the physical therapy group, with the author concluding that chiropractic represents a

cost-effective option compared with physical therapy for adults with at least three weeks of low back pain over six months.¹²⁶

Khodakarami N. (2020) *Healthcare*

In a randomized clinical trial, Schneider and colleagues compared the clinical effectiveness of nonsurgical treatment methods in patients with lumbar spinal stenosis. Older adults (259 participants) with anatomical and clinical evidence of stenosis were randomly assigned to either medical care (medication and/or epidural injections), supervised group exercise, or manual therapy (spinal mobilization, stretches and strength training) provided by chiropractors and physical therapists, and combined with individualized exercise. The relevant conclusion demonstrated that a combination of manual therapy and individualized exercise provides greater short-term improvement in symptoms and physical function and walking capacity than medical care or group exercises, although all three interventions were associated with improvements in long-term walking capacity.¹²⁷

Schneider et al. (2019) *JAMA Open Network*

Andronis et al. conducted a systematic review to identify, document and appraise studies reporting on the cost effectiveness of non-invasive and non-pharmacological treatment options for low back pain. Thirty-three studies were identified and interventions were categorized as: (1) combined physical exercise and psychological therapy (2) physical exercise therapy only (3) information and education, and (4) manual therapy. The authors identified evidence suggesting that combined physical and psychological treatments, medical yoga, information and education programs, spinal manipulation and acupuncture, are likely to be cost-effective options for treatment of low back pain.¹²⁸

Andronis et al. (2017) *Applied Health Economics and Health Policy*

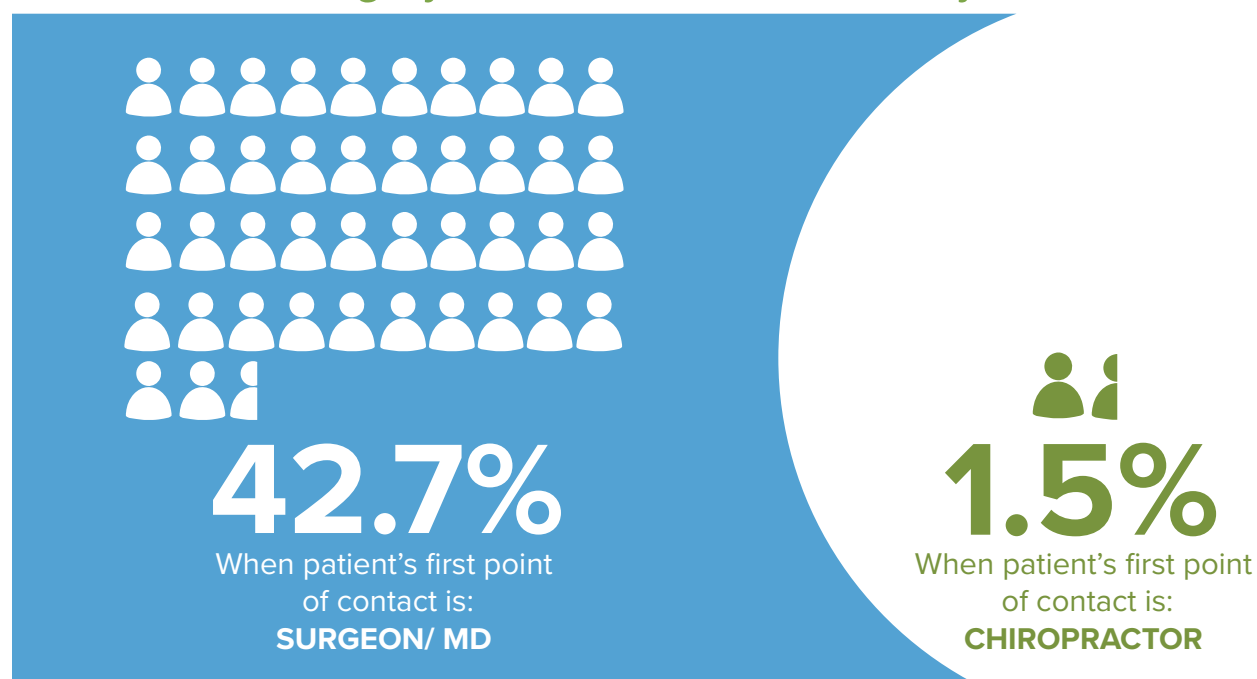
Manual-thrust manipulation provides greater short-term reductions in self-reported disability and pain compared with usual medical care. In a randomized controlled trial with six-month follow up, **94% of manual-thrust manipulation recipients under chiropractic care had a 30% reduction in low back pain at week four, while only 56% of medical care recipients had a 30% reduction in low back pain at week four. This represents a 38% (94% - 56%) increase in effectiveness by seeing a DC first.** The study also determined that patients are best served when informed of non-pharmacological therapies for low back pain before electing riskier, less effective treatments. Manual-thrust manipulation, performed by DCs, achieves a greater short-term reduction in pain compared with common medical treatments.¹²⁹

Schneider et al. (2015) *Spine Journal*

Reduced odds of surgery were observed for those whose first health provider was a DC. In a prospective population-based study to identify early predictors of the likelihood of spine surgery for workers with back injuries, Keeney, from the Department of Orthopedics at Dartmouth Medical School found that *"...42.7% of workers [with back injuries] who first saw a surgeon had surgery, in contrast to only 1.5% of those who saw a chiropractor."*¹³⁰

Keeney et al. (2013) *Spine Journal*

Likelihood of Surgery for Workers with Back Injuries



Source: Keeney et al. (2013) *Spine Journal*

Infographic created by Cleveland University-Kansas City 2017

Conservative Cost-Effective Spine Care

A growing list of research studies and reviews demonstrate that chiropractic services are not only clinically effective and safe, but are also a cost-effective healthcare option. Over the past few years there has been a push towards conservative spine care as it has become clear that interventions like surgery should only be a last resort.¹³¹

Excerpts and summaries from studies provide evidence and support for the non-drug approach of chiropractic for a variety of conditions.

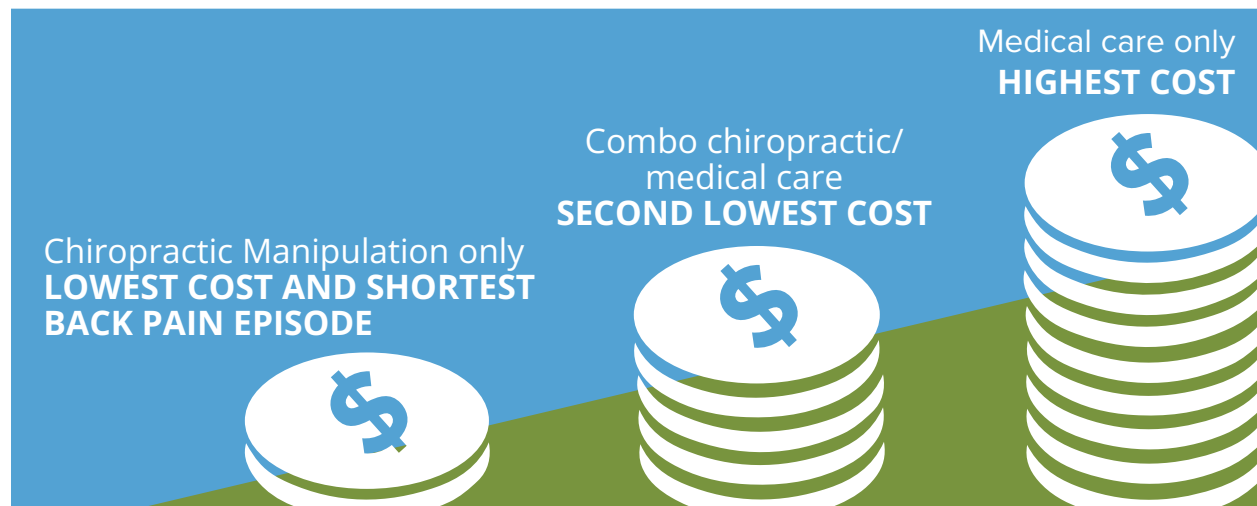
As part of an effort to improve the clinical effectiveness and value of spine care, Excellus BlueCross BlueShield, headquartered in Rochester, NY, introduced a Conservative Spine Care Pathway that incorporated manual care (primarily physiotherapy and chiropractic care) in one primary care clinic site (the intervention group) but not in another (the control). Each year, for each site, calculations of per-member-per-month (PMPM) spine care costs were recorded in four categories: 1. all spine care 2. spine surgery care 3. opioid care, and 4. manual care (physical therapy or chiropractic spinal manipulation) for each attributed patient. Over the four years of the study, researchers recorded a 28% reduction in costs using a conservative approach compared to a 7% reduction in the standard approach. The authors stated that most of the reduction in cost was attributed to reduced spine surgery cost.¹³¹

Weeks et al. (2019) *Journal of General Internal Medicine*

Older Medicare patients with chronic low back pain and other medical problems who received spinal manipulation from a chiropractic physician had lower costs of care and shorter episodes of back pain compared to patients in other treatment groups. Patients who received a combination of chiropractic and medical care had the next lowest Medicare costs, and patients who received medical care only incurred the highest costs.¹³²

Weeks et al. (2016) *Journal of Manipulative and Physiological Therapeutics*

Chiropractic for Medicare Patients Saves Money, Shortens Back Pain Episodes



Patients with chronic low back pain and other medical problems received three different types of care. The results are in.

Source: Weeks et al. (2016) *J Man Physiol Ther*

Infographic created by Cleveland University-Kansas City 2017

For older adults with chronic mechanical neck pain, spinal manipulative therapy (SMT) plus home exercise and advice (HEA) results in better clinical outcomes and lower costs versus supervised rehabilitative exercise (SRE) plus HEA, according to a study published by researchers from the University of Minnesota in Minneapolis. The study examined the clinical outcomes and cost-effectiveness of HEA, SMT plus HEA, and SRE plus HEA in a sample of 241 older adults with chronic mechanical neck pain over a one-year time horizon.²³

Leininger et al. (2016) *Spine Journal*

In a 2016 systematic review of the interventions that are cost-effective for management of whiplash-associated and neck pain-associated disorders, the authors found that structured education is cost-effective for whiplash-associated disorder, and that for neck pain and associated disorders, advice, exercise and multimodal care including manual therapy are cost effective.¹³³


Van der Velde et al. (2016) *Spine Journal*

A 2015 cross-sectional study of 17.7 million older adults enrolled in Medicare indicated that greater availability of chiropractic care in some areas may be offsetting Primary Care Provider services for back and/or neck pain among older adults. Researchers estimate that chiropractic care may reduce the number of Medicare patient visits to primary care medical physicians for back and/or neck pain resulting in \$83.5 million in annual savings.¹³⁴

Davis et al. (2015) *Journal of the American Board of Family Medicine*

Reduced Medicare Cost with Chiropractic

Researchers estimate that chiropractic care may reduce the number of Medicare patient visits to primary care medical physicians for back and/or neck pain.



Source: Davis et al. (2015) *J Am Board Fam Med*.

Infographic created by Cleveland University-Kansas City 2017

Houweling et al. conducted a study to identify outcomes, patient satisfaction, and related healthcare costs for the treatment of spinal, hip and shoulder pain, where patient initial first-contact care was with a medical vs. chiropractic provider. The study found that patients initially consulting MDs had significantly less reduction in their numerical pain rating score and were significantly less likely to be satisfied with the care received and outcome of care. The study sample included 403 patients who had seen MDs and 316 patients who had seen DCs as initial healthcare providers for their complaint. The mean costs per patient over four months were significantly lower in patients initially consulting DCs (difference of U.S. \$368).¹³⁵

Houweling et al. (2015) *Journal of Manipulative and Physiological Therapeutics*

A 2013 analysis of Medicare data through 2008¹³⁶ showed that chiropractic claims represented less than one tenth of one percent of Medicare costs. Chiropractic claims peaked in 2005 and then declined through 2008, contrasted to an overall increase in Medicare costs.

Whedon et al. (2013) *Spine Journal*

An analysis of healthcare costs associated with the use of complementary and alternative medicine (CAM) by patients with spine problems determined that seeing a chiropractor resulted in an estimated \$424 lower adjusted annual healthcare cost for spine-related costs when compared to non-CAM users. Additionally, those who used complementary and alternative providers, including doctors of chiropractic, had significantly lower hospitalization expenditures.¹³⁷

Martin et al. (2012) *Medical Care*

Low back pain initiated with a **DC saves 40% on healthcare costs** when compared with care initiated through a medical doctor (MD), according to a study that analyzed data from 85,000 Blue Cross Blue Shield (BCBS) beneficiaries in Tennessee over a two-year span. Researchers estimated that allowing DC-initiated episodes of care would have resulted in an annual cost savings of \$2.3 million for BCBS of Tennessee. The authors conclude that insurance companies that restrict access to chiropractic care for low back pain treatment may inadvertently pay more for care than if they removed such restrictions.¹³⁸

Liliedahl et al. (2010) *Journal of Manipulative and Physiological Therapeutics*

Consulting a Chiropractor First Saves Money



Source: ⁱHouweling et al. (2015) *J Man Physiol Ther.*, ⁱⁱLiliedahl et al. (2010) *J Man Physiol Ther.*

Infographic created by Cleveland University-Kansas City 2017

ⁱMean cost over four months was significantly lower for patients initially consulting chiropractors.

ⁱⁱOne Tennessee health insurer notes: Costs of care for patients seeing a chiropractor first were almost 40% less than patients seeing an MD first. Even after risk-adjusting each patient's costs, the study found that episodes of care initiated with a chiropractor were 20% less expensive than episodes initiated with an MD.

Chiropractic Spine Care and Changes to Nervous System, Muscle Reflexes, Brain Function and Human Performance

A growing body of scientific evidence has demonstrated that spinal function impacts central neural function in the spinal cord and brain in multiple ways.³⁶ Improving spinal function results in positive clinical outcomes not only in enhanced spinal motion and pain reduction, but also in improved sensory and motor nerve processing, termed sensorimotor integration.^{* 139, 140} Scientists have known for decades that neurons (nerve cells) continuously adapt in structure and function in response to stimuli from our ever-changing environment,¹⁴¹⁻¹⁴⁵ and when the nervous system is subjected to unaccustomed sensory inputs, as example in altered spinal joint movement, this changes the way the nerve system processes all subsequent sensory inputs.¹⁴⁶

*Sensorimotor integration: The capability of the central nervous system to integrate different sources of stimuli, and in parallel, to transform such inputs in motor actions.

This ability of the nervous system to change, and to reorganize its response to stimuli has been termed neuroplasticity.**^{141, 142, 144} Other tissues of the body also adapt and change alongside neural plastic changes, which is referred to as bio-plasticity.¹⁴³ The process of neuroplasticity and bio-plasticity explains how individuals adapt and change following exercise,^{147, 148} or compensate and recover function after injury to the nervous system, as example, in recovery from the damage that occurs with strokes.¹⁴⁹⁻¹⁵¹

Research studies have demonstrated that for individuals with a history of spinal problems, even when in the absence of pain, their brain works differently compared to people without a history of spinal pain or injury.¹⁵² Spinal dysfunction, or subluxation, in neurophysiological terms represents a central nervous system segmental motor control problem.^{146,153} This means that the brain is not able to control the movement of the vertebral column in an appropriate way.

The reasons for this is that injury to the spine or prolonged poor posture changes the way the small muscles that surround that joint provide feedback or “tell” the brain what is going on in and around the body. Without appropriate feedback, the brain cannot appropriately control the body’s movement pattern.^{146, 153}

Researchers have demonstrated that spinal adjustments can change various aspects of nervous system function.¹⁵² There is accumulating evidence to support that the effect of chiropractic adjustments is to interrupt the self-perpetuating reflex cycle that adversely affects the function of many sensorimotor integration systems, processes, and functions of the body.¹⁴⁶

For example, chiropractic spinal adjustments have been reported to improve or alter integration of visual and auditory information, joint position sense accuracy, cortical sensorimotor integration,¹⁵² whole body reaction times,¹⁹⁵ mental rotation speed,¹⁷³ motor learning, motor control,¹⁵² protective postural reflexes,^{154, 155} upper and lower limb muscle strength, jaw clenching force, and prevention of fatigue during maximum muscle contractions.¹⁵² Much of this evidence suggests a role for the DC beyond the management of back and neck pain, and headache, in that chiropractic adjustments have a positive neuroplastic effect on the central nervous system, enhancing function and human performance.¹⁴⁶

**Neuroplasticity: The brain’s ability to reorganize itself by forming new neural connections throughout life. Neuroplasticity allows the neurons (nerve cells) in the brain to compensate for injury and disease and to adjust their activities in response to new situations or to changes in their environment.

Managing Joint Function and Mobility

Physical inactivity is considered the fourth leading risk factor for global mortality and the cause of an estimated 3.2 million deaths annually across the globe.¹⁵⁶ Inactivity is a fast-growing public health concern and contributes to a variety of chronic diseases and health complications.¹⁵⁷

Lack of motion within joints can result in disturbed biomechanics, with or without pain or other subjective symptoms. Disturbed joint biomechanics is known to adversely affect sensorimotor function altering arm or leg position sense and reducing optimum joint performance.³⁶ Disturbed joint function alters the brain's ability to integrate multiple sensory stimuli and affect neural processing spatial judgment.¹⁵²

A brain that less accurately processes sensory stimuli, and is less aware of its position sense and spatial body orientation, may be less accurate in maintaining biomechanical movement control.¹⁵⁸⁻¹⁶⁰ Therefore, spinal joint dysfunction is likely to result in reduced optimal performance and increased risk of injury.¹⁶¹ Further, disturbed biomechanics accelerates joint degeneration¹⁶²⁻¹⁶⁴ and results in pain.¹⁶⁵

It is the role of the DC to identify dysfunctional joints and provide spinal and extremity adjustments or manipulations to help restore normal biomechanics. Chiropractic adjustments specifically applied to joints can restore motion when the body's own muscles cannot. This helps relieve pain, as well as to restore and maintain normal movement, biomechanics and function. Maintaining good motion is critical to the health of discs, muscles and joints, which may reduce the risk of future problems or injuries.

Joint Function and Motion in the Aging Patient

Senior citizens often experience structural problems such as degenerative joint disease or osteoarthritis,¹⁶⁶ and frequently present with pain and stiffness related to the spine and extremities.^{167, 168} In the U.S. and across the globe, chronic back pain in the senior population (ages 65 and older) gives rise to increasing healthcare costs and is of increasing concern to third-party payers.¹⁶⁷

The aging of the large baby-boom generation is expanding the need for chiropractic services because older adults are more likely to have neuromusculoskeletal and joint problems, and will likely continue to seek treatment for these conditions as they lead longer, more active lives.¹⁶⁹ As

the healthcare of this aging population is covered by the U.S. government through Medicare, this underscores the importance of the National Institute of Health (NIH) funded study of Medicare data for comparable patient groups, finding that overall costs of care, back surgery rates, and pharmaceutical costs, were substantially lower for those receiving chiropractic treatment.¹³² The report findings suggest chiropractic as a first line approach for management of senior, comorbid, patients with chronic low back pain.

The DC may outline a program of exercise that allows for monitoring the patient's progress, with a focused objective to rehabilitate and strengthen specific muscle groups. Alternatively, the DC may recommend regular moderate-intensity physical activity such as walking or cycling, as these activities can have significant benefits for health. This physical activity may include age-appropriate group activities or sports.

It is well known that regular, moderately intensive activities can reduce the risk of cardiovascular diseases, diabetes, colon and breast cancer, and depression. Moreover, adequate levels of physical activity will decrease the risk of a hip or vertebral fracture and help control weight.¹⁵⁶

Simply stated, a solution for the growing physical inactivity problem in America is movement. DCs are well positioned to design care plans for patients that include guidance for exercise and physical activity, as it is well substantiated that exercise and mobility are integral to prevention and management of chronic disease.¹⁷⁰

In a 2021 qualitative study of chiropractic care combined with home exercise among older adults with spinal disability, Maiers and Salsbury reported that study participants described these interventions as complementary to one another for spine-related disability. Chiropractic care was viewed as improving spinal pain and controlling symptoms, while exercise therapy was noted for its long-term impact on self-efficacy and self-management. The older adults in this study valued non-pharmacological treatment options that aided them in controlling spine-related symptoms, while empowering them to maintain clinical benefit gained after a course of chiropractic spinal manipulation and exercise. These older adults considered changes in pain, the global sense of improvement, and improved biomechanical function as making treatment worthwhile.¹⁷¹

In a 2017 systematic literature review and consensus process by a multidisciplinary panel of health professionals serving older adults, and with expertise in practice, research and teaching, rated the revised recommendations for DCs for the evaluation, management and manual treatment of older adult patients. In a summary of evidence-informed best practices, the recommendations reinforce the safety of manipulation and that manipulation and mobilization contribute to the positive outcomes for the aging patient beyond pain reduction only.¹⁷²

Chiropractic and Sports

Doctors of chiropractic are well-represented on interdisciplinary healthcare teams serving professional, collegiate, high school and recreational athletes nationally and across the globe, assisting in management of athletic injury prevention and treatment. All National Football League teams and most other professional sports teams have DCs as part of the medical staff.⁴

Competitive runners, cyclists, martial artists, skaters, and professional dancers frequently have a chiropractor available to help treat their athletic injuries and improve joint mobility and function. For decades DCs have been formal participants as part of Team USA and the Olympic Games.

Other studies have shown that chiropractic adjustive intervention can improve various aspects of nervous system function, including brain reaction times¹⁷³ and joint position sense and motor (muscle) control of both the upper and lower limbs.¹⁵² Applying this observation to the athlete, it is hypothesized that chiropractic care may enhance sports performance, and help prevent injuries as a result of an increased ability of the brain to process sensory information faster and more accurately, resulting in an enhanced awareness of the position and movement of the athlete's arms and legs. Further high-quality performance specific studies are required to confirm the role of chiropractic in sports performance and injury prevention.¹⁷⁴

Interdisciplinary Care, Occupational Health and Workplace Wellness, and Chiropractic in the Military

Being Part of Interdisciplinary Care

While most chiropractic services are community-based in private offices, interdisciplinary and integrated practices are now common, with doctors of chiropractic, medical doctors, physical therapists, acupuncturists and others working as partners in private practices, occupational health and rehabilitation centers, multidisciplinary corporate health and wellness centers, and national sports medicine teams. **In 2000, President Bill Clinton signed into law the act mandating that chiropractic care be made available to active-duty personnel** (currently DC care is offered at 65 military clinics and hospitals in the U.S.)¹⁷⁵, and **in 2002, President George W. Bush signed legislation establishing chiropractic as a permanent benefit within the Department of Veterans Affairs health care system.**¹⁷⁶

An Integrated Approach to Pain Management

The evidence demonstrates that where chiropractic services are included as part of an interdisciplinary approach to patient care, this results in a shift in care away from a high cost, high-tech, low patient satisfaction model, to a low cost, low-tech, high patient satisfaction model providing an evidence-based alternative to conventional pharmaceutical management of spine-related chronic pain.^{133, 178}

The results of a clinical trial demonstrated that chiropractic care combined with usual medical care for low back pain provides greater pain relief and a greater reduction in disability than medical care alone. This study featured 750 active-duty members of the military and represents one of the largest comparative effectiveness trials between usual medical care and chiropractic care. This trial provides additional support for the inclusion of chiropractic care as a component of multidisciplinary health care for low back pain, as currently recommended in existing guidelines.⁸²

Goertz et al. (2018) *JAMA Open Network*

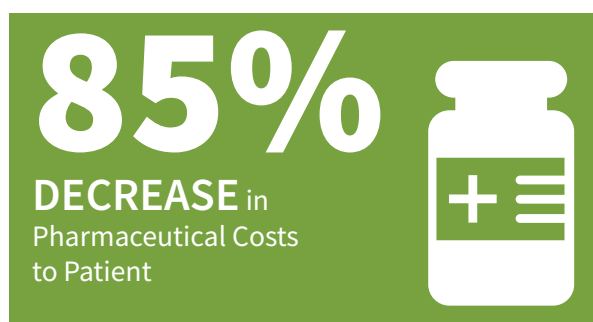
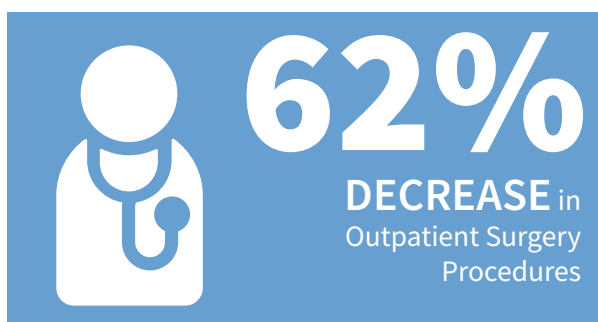
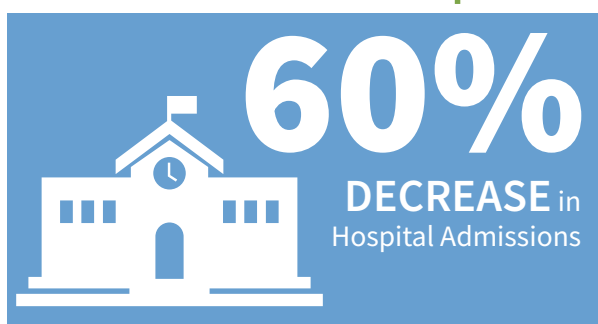
In 2017 Donovan et al. in the journal *Pain Medicine*, reported on a study where Medicaid offered high emergency department utilization patients the opportunity to take part in the integrated Rhode Island Chronic Pain Program, providing complementary therapies to include massage, chiropractic and acupuncture. A qualitative interview-based study was conducted to elicit information from patients, providers and administrators of the program. The study yielded support that the holistic integrated approach shows promise for the hard-to-reach Medicaid population.¹⁷⁹

Donovan et al. (2017) *Pain Medicine*

Authors Sarnat, Winterstein and Cambron, analyzed clinical and cost utilization data from the years 1999 to 2002 for an integrative medicine independent physician association (IPA) whose primary care physicians (PCPs) were exclusively doctors of chiropractic. Clinical and cost utilization based on 70,274 member-months over a seven-year period demonstrated decreases of 60.2% in-hospital admissions, 59.0% hospital days, 62.0% outpatient surgeries and procedures, and 85% pharmaceutical costs when compared with conventional medicine IPA performance for the same health maintenance organization product in the same geography and time frame.¹⁸⁰

Sarnat et al. (2007) *Journal of Manipulative and Physiological Therapeutics*

Health Claims & Chiropractic



Source: Sarnat et al. (2007) *JMPT*

Infographic created by Cleveland University-Kansas City 2021

The Growing Role in Occupational Health and On-Site Workplace Health Clinics

Employers across the country are taking a more direct approach to improving the health and well-being of their employees by providing access to on-site corporate health clinics. The inclusion of DCs as part of on-site health clinic services has become increasingly popular among employers.¹⁸¹ Employer funded on-site care programs providing chiropractic services include companies such as Google, Cisco Systems Inc.,¹⁸¹ Cerner Corporation,⁶² Facebook,¹⁸² and Amazon.¹⁸³ This interest by the corporate community is driven by the favorable outcomes research demonstrating the effectiveness of chiropractic care in the management of the increasingly costly neuromusculoskeletal conditions that represent a common cause of long-term pain and physical disability in the workplace today. Chiropractic worksite services have been shown to reduce overall healthcare utilization, radiology procedures and musculoskeletal medications in companies.^{62, 63}

Key findings from the non-profit National Association of Worksite Health Centers (NAWHC) in an initiative examining existing and future use and value of doctors of chiropractic as part of corporate, on-site health and wellness centers report:¹⁸⁴

- » **80%** indicated that musculoskeletal issues are among their top cost drivers, a primary reason for considering or offering chiropractic services
- » Over half of employers (**55%**) said their employees have expressed interest in chiropractic services at their clinics
- » Employers who have DCs on their staff have found that the visits and costs are lower for DCs than for other health providers who treat the same condition
- » Patient satisfaction with chiropractic care offered at worksite clinics is very high

“At Cisco’s LifeConnections Health Center, having doctors of chiropractic working closely with the medical team has helped reduce our musculoskeletal spend, and patients consistently give high patient satisfaction scores. The integrated care team of chiropractors, acupuncturists, and physical therapists is critical to achieve our Patient Centered Medical Home model.”

Katelyn Johnson
Integrated Health Manager
Cisco

DCs are well trained to serve as a first contact, drug-free and non-invasive approach for care for neuromusculoskeletal care and pain management. Findings published in a 2012 issue of the *Journal of Occupational and Environmental Medicine* suggest that chiropractic services offered at on-site corporate health clinics, contrasted to off-site physical therapy services, result in lower costs of care,

“As employer-managed health care becomes more prevalent with on-site health and wellness centers, we are seeing a greater interest by employers in expanding the service line to include chiropractic care to address musculoskeletal conditions and reduce the use and cost of unnecessary opioids and surgeries.”

Larry Boress
Executive Director
National Association of Worksite Health Centers (NAWHC)

“As part of NAWHC’s objectives to identify and promote areas where worksite clinics can reduce costs and improve the quality and satisfaction of care, there appears to be great potential by having a qualified chiropractor as part of a worksite center’s care team, to reduce the use of drugs and surgeries for these conditions.”

Carly Deer
Senior Benefits Leader
Target Corporation and NAWHC Chair

while improving neuromusculoskeletal function. Further, on-site chiropractic services in the workplace were directly connected with lower utilization of radiology services, lower utilization of outpatient and emergency settings, and lower utilization of physical therapy.⁶³

In collaboration with the Sweere Center at Northwestern University of Health Sciences, Henriksen and Wolner, in a 2016 study, completed a review of the reduction in workplace injuries through inclusion of an employer sponsored on-site chiropractic care program at Friendship Homes, a Minnesota custom home builder. The evidence of value of on-site chiropractic care in year-over-year cost comparisons of workplace sprain-strain and cumulative trauma injuries, is demonstrated by a **63%** reduction in neuromusculoskeletal injuries, a **67%** reduction in average case cost, and an **88%** cost reduction associated with those injuries. Further, for every \$1.00 invested to include on-site chiropractic services, this resulted in an \$8.35 savings. Although employees had access to on-site

chiropractic services during company business hours, Friendship Homes of Minnesota reported no negative effect on productivity.⁶⁶

A key observation in this on-site chiropractic services model is that the employee is provided on-the-job access to chiropractic healthcare, with the focus on injury and illness prevention and early intervention. The benefit to the employer is the reduction in workplace injuries, and the opportunity to control cost of care, a reduction in absenteeism, and enhanced employee loyalty and retention. Further, this model eliminates a need for third-party reimbursement, and at a significantly reduced overhead, and may be instituted at minimal capital expense, and a low liability risk.

Integration of DCs within the on-site corporate health clinic may be in a variety of ways, ranging from part-time to full-time practitioners to executive positions responsible for leading key internal departments. On-site corporate health clinics are evolving to meet the needs of employers of various sizes and industries, and with a projected growth of 15 to 20 percent annually.¹⁸²

Integration of Chiropractic Services in Military and Veteran Healthcare Facilities

Low back pain is one of the most common reasons service members seek medical care, and is a leading cause of medical evacuation from combat theaters,¹⁸⁵ and disability in veterans.¹⁸⁶ For military and veteran populations, in 2016 the Joint Department of Health and Human Services/Department of Defense/Department of Veterans Affairs (VA) Pain Management Collaboratory identified non-pharmacological approaches to pain management as a national research priority.¹⁸⁷

Today, chiropractic care is a well-integrated, non-pharmacological service within VA healthcare facilities, focused on the management of low back pain and other musculoskeletal conditions.¹⁸⁶

The VA's Chiropractic Program exemplifies the Department's forward-looking approach to healthcare. Chiropractic services include evidence-based, patient-centered care options and are in high demand by veterans and routinely requested by VA physicians. Use of VA chiropractic services continues to grow at a rapid rate particularly for veterans from Operation Enduring Freedom/Operation Iraqi Freedom/Operation New Dawn, and for older veteran populations. VA's delivery of chiropractic care is the most comprehensive integration of these services into any major United States healthcare system. Chiropractic care is available to all eligible veterans as part of the standard medical benefits package. Services are provided on-station at most major medical centers and some outpatient clinics. A list of VA facilities with on-site chiropractic clinics is available at: <https://www.prosthetics.va.gov/chiro/locations.asp>.¹⁸⁸

In patients seen through the **Veterans Health Administration the prevalence of low back pain has been reported to range from 11% to 52%; almost 25% of patients who visit VA general medicine clinics suffer from chronic spinal pain.** Chronic low back pain is categorized as the eighth most prevalent condition in VA clinics.¹⁸⁹

A 2016 study of the use of chiropractic in the Veterans Administration,¹⁹⁰ found that from **2004 to 2015 the annual number of patients seen in VA chiropractic clinics increased 822%.** The total number of VA chiropractic clinics grew from 27 to 65 (9.4% annually). The VA also purchased care from private sector DCs starting in 2000, growing to 159,533 chiropractic visits for 19,435 patients at a cost of \$11,155,654 annually.

Chiropractic services have been included in the standard medical benefits package available to all enrolled veterans through the U.S. Department of Veterans Affairs, and as reported by Anthony J. Lisi, DC, Chiropractic Program Director for the Veterans Health Administration, today over 310 chiropractic practitioners serve at 200 Veterans Administration hospitals throughout the country.¹⁷⁷

Green et al., in a systematic literature review,¹⁹¹ report that chiropractic services are successfully integrated within the military and VA health systems for the management of common musculoskeletal and related neurological conditions, to include injuries obtained in combat, and cases that include psychosocial factors. Further, preliminary findings reflect that chiropractic management of common musculoskeletal conditions shows significant improvement, and with high patient satisfaction.

DCs provide services to active-duty military personnel in 65 military clinics and hospitals in the U.S.¹⁷⁵ In addition, the Army and Air Force Exchange Service (AAFES) announced (February 2021) opening additional medical service centers on military installations, to include six chiropractic clinics providing services to active-duty members, retirees, family members and all disabled veterans. These locations include Fort Campbell, Kentucky; Fort Carson, Colorado; Fort Stewart, Georgia; Joint Base Lewis-McChord, Washington; MacDill Air Force Base, Florida; and Nellis Air Force Base, Nevada.¹⁹²

In a 2019 report on clinical trials sponsored by the U.S. Department of Defense researchers determined that chiropractic care combined with usual medical care improved pain and disability in active military personnel.¹⁹⁷ An additional trial demonstrated the effect of chiropractic care on reducing (improving) reflex and motor response times for asymptomatic Special Operations Forces as determined by performance on complex motor response tests.^{193,194}

Further, investigators found improved physical fitness measures among active duty service members with low back pain receiving chiropractic care.*¹⁹⁵ After eight chiropractic visits over a four-week period, the service members demonstrated a 5% increase in isometric strength, compared to a 6% decrease by the non-care control group. Balance increased 28% in the chiropractic group, compared to no change in the control group, with endurance increasing 14% in the chiropractic group, compared to a 10% decrease in the control group.

Based on the results, in addition to addressing pain and disability, chiropractic care improves key fitness characteristics among Active Duty Service members with LBP, and could lead to improved military readiness in such individuals.¹⁹⁶

*It is known that low back pain can negatively impact trunk muscle strength, balance, and endurance factors that contribute to overall fitness and influence military readiness.¹⁹⁷

The findings from the Chiropractic Care Study³² released by the U.S. Department of Defense (DoD) in 2009 following the introduction of DCs at selected TRICARE facilities, reported high satisfaction rates across all branches of the military citing:

- » **94% (94.3)** satisfaction in the Army
- » Twelve of 19 Air Force bases reported **100% satisfaction rates**, with the remaining seven sites reporting ratings higher than 90%
- » Navy reported satisfaction ratings from **86 to 100%**
- » TRICARE outpatient satisfaction surveys rated chiropractic services at **88.54%, representing a 10% “higher than the overall satisfaction with all providers”** (All provider satisfaction was reported at 78.31%).

The DoD Chiropractic Care Study survey affirmed that Unit Commanders and Military Treatment Facility personnel consider chiropractic care a “valuable adjunct” to the healthcare offered, stating that, *“The Unit personnel generally consider chiropractors to return Active Duty Service Members to duty faster, and they would select a DC as much or more than a doctor of osteopathy or physical therapist.”*³²

Chiropractic VA Externship Programs

Since 2004, selected VA medical facilities maintain formal academic affiliation agreements with chiropractic colleges, providing clinical education and training opportunities for chiropractic students through Chiropractic Externship Programs. According to Dr. Anthony Lisi, Chiropractic Program Director for the Veterans Health Administration, over 2500 chiropractic students have completed clinical rotations at VA facilities.¹⁷⁷

Chiropractic VA Residency Programs

Graduate DCs are eligible to participate in VA resident training hospitals side by side with medical graduates receiving clinical training in these facilities.¹⁹⁸ The VA has implemented hospital-based Chiropractic Residency Programs focused on integrated clinical practice and training, emphasizing the provision of chiropractic care as part of Patient Aligned Care Teams (PACTs). The residencies provide advanced clinical training in complex case management, allowing recent chiropractic graduates to increase their scope and depth of clinical knowledge, experience and acumen.

Residents are mentored by senior VA chiropractors who are experienced in integrated chiropractic practice, and who share their expertise in patient care, academics and research to provide a robust educational experience. These training programs expand the residents’ ability to collaborate with other healthcare professionals, and prepare the resident for future positions in the VA, other multidisciplinary healthcare systems, and/or academic settings.

The national residency program is administered by VA Office of Academic Affiliations, in conjunction with Rehabilitation and Prosthetic Services. Each VA facility partners with an affiliated Council on Chiropractic Education (CCE) accredited member institution in conducting the program.

Safety of Chiropractic

Consistent with initiating an exercise regimen or undergoing any physical treatment of an injured or painful body part, the spinal adjustment or manipulation sometimes results in transitory soreness or a short-term increase in pain.⁴ Serious adverse events associated with spinal manipulation are quite rare.¹⁹⁹⁻²⁰² The summary of evidence that follows affirms that chiropractic care is safe and effective:

Paige and colleagues, in the *Journal of the American Medical Association* (2017) in a systematic review of randomized controlled trials on the effectiveness and harms of spinal manipulative therapy for acute low back pain found chiropractic care to be both safe and effective, providing a clinical benefit equivalent to that of NSAIDs yet with no evidence of serious harms.⁸⁶

Paige et al. (2017) *Journal of the American Medical Association*

Researchers from the Departments of Neurosurgery at Penn State Hershey Medical Center, Loma Linda University Medical Center and The Pennsylvania State University, in conducting a systematic review and meta-analysis of chiropractic neck manipulation and cervical artery dissection, found no convincing evidence to support a causal link. Further, the authors conclude that the unfounded belief in causation may lead to episodes of litigation.¹⁹⁹

Church et al. (2016) *Cureus*

Whedon et al. in a 2015 cohort study published in *Spine Journal* found that, *“among Medicare beneficiaries aged 66 to 99 years with an office visit for a neuromusculoskeletal problem, risk of injury to the head, neck, or trunk within seven days was 76% lower among subjects with a chiropractic office visit than among those who saw a primary care physician.”*²⁰⁰

Whedon et al. (2015) *Spine Journal*

The results of a case-control study in U.S. commercial and Medicare Advantage patient populations by Kosloff et al. concluded, *“We found no significant association between exposure to chiropractic care and the risk of vertebrobasilar artery (VBA) stroke. We conclude that manipulation is an unlikely cause of VBA stroke. The positive association between primary care provider (PCP) visits and VBA stroke is most likely due to patient decisions to seek care for the symptoms (headache and neck pain) of arterial dissection. We further conclude that using chiropractic visits as a measure of exposure to manipulation may result in unreliable estimates of the strength of association with the occurrence of VBA stroke.”*²⁰¹

Kosloff et al. (2015) *Chiropractic Manual Therapy*

In a 2008 population-based, case-control and case-crossover study published in *Spine Journal*, Cassidy et al. concluded that *“Vertebrobasilar Artery (VBA) stroke is a very rare event in the*

population. The increased risks of VBA artery stroke associated with chiropractic and primary care medical provider visits is likely due to patients with headache and neck pain from vertebrobasilar artery dissection seeking care before their stroke. The authors found no evidence of excess risk of VBA stroke associated chiropractic care compared to primary care.”²⁰²

Cassidy et al. (2008) *Spine Journal*

Chiropractic – A Safer Strategy Than Opioids

Back pain is one of the most common pain conditions worldwide and is a major contributor to the prescribing and use of opioids in America.⁷³ A growing list of research studies and reviews^{84, 203, 204} demonstrate that utilization of non-pharmacological pain management may prevent the unnecessary use of opioids. Studies demonstrate²⁰⁵⁻²⁰⁸ that the drug-free approach delivered by DCs is far safer and yields better outcomes than opioids for the management of chronic low back pain. Patients choosing the services provided by DCs as a first-line treatment are less likely to use opioids for pain management. Excerpts and summaries from a few of those studies follow below.

Whedon et al., in the journal *Spine* (2021), reported that the initial choice of spinal manipulation for the treatment of chronic low back pain leads to reduced long-term risks of adverse drug events* among older Medicare beneficiaries. In a comparison of opioid analgesic therapy versus spinal manipulative therapy with regard to adverse drug events, the study found that harmful medication-related incidents occurred 42 times more often in patients who were first prescribed opioids as opposed to patients who first received spinal manipulative therapy.²⁰⁵

Whedon et al. (2021) *Spine*

Patients with spinal pain who saw a DC had half the risk of filling an opioid prescription. In a study of the impact of chiropractic care on the use of prescription opioids in patients with spinal pain, Whedon and colleagues compared patients (recipients) receiving both primary medical care and chiropractic care, with patients (non-recipients) receiving primary medical care but not chiropractic care. The authors concluded that patients with spinal pain who saw a DC had half the risk of filling an opioid prescription. Among those who saw a DC within 30 days of diagnosis, the reduction in risk was greater as compared with those with their first visit after the acute phase.²⁰⁶

Whedon et al. (2020) *Pain Medicine*

* Adverse drug events can include medication errors, overdoses or other drug reactions that cause patient harm.

Corcoran et al. determined that among patients with spinal pain, the proportion of patients receiving an opioid prescription was lower for chiropractic users (range = 12.3–57.6%) than nonusers (range = 31.2–65.9%). In a random-effects analysis, “...*chiropractic users had 64% lower odds of receiving an opioid prescription than nonusers.*” This review demonstrated an inverse association between chiropractic use and opioid receipts among patients with spinal pain.²⁰⁷

Corcoran et al. (2020) *Pain Medicine*

Lisi et al. completed a study examining opioid prescription use in over 14,000 veterans of the recent conflicts in Iraq and Afghanistan who received chiropractic care in VA facilities. Nearly one third of these veterans receiving chiropractic care were also prescribed opioids. This study found the percentage of veterans receiving opioid prescriptions was significantly higher in each of the three months immediately preceding the first chiropractic visit than compared in each of the three months immediately following the visit.²⁰⁸

Lisi et al. (2018) *Pain Medicine*

The Guidelines of the American College of Physicians (ACP) published in the *Annals of Internal Medicine*, February 2017, call for non-drug therapy as a first approach in the treatments of acute, subacute and chronic low back pain. “*Clinicians and patients should select non-pharmacologic treatment with superficial heat massage, acupuncture or spinal manipulation,*” according to the guideline. The guideline states that, “*Exercise, rehabilitation, acupuncture...and spinal manipulation are shown to improve symptoms with little risk of harm.*” Further, “*If these non-medicine treatments do not work, patients...and their doctors should discuss medicines...*”

Fighting Opioid Abuse With Solutions That Work



“America’s Health Insurance Plans (AHIP), with its members, support programs and tools to combat opioid addiction... are playing a leadership role in combating this crisis...”

“Because the risk of addiction is so great and the consequences so profound, our members encourage physicians and patients to jointly develop pain treatment plans that consider non-narcotic treatment options, such as physical or occupational therapy, chiropractic care, or acupuncture. Many plans support the CDC’s opioid prescribing guidelines that state opioids should not be first-line or routine therapy for chronic pain. Opioid addiction and abuse is a crisis, but working together – health plans, physicians, nurses, and pharmacists – with the right solutions, we can tackle it.”

Carmella Bocchino
Executive Vice President at America’s Health Insurance Plans (AHIP)
October 11, 2016

The ACP Summaries for Patients document states, *"Opioids should be considered only if no other treatments work and only if there are more benefits than risks for an individual patient."*⁸³

Qaseem et al. (2017) *Annals of Internal Medicine*

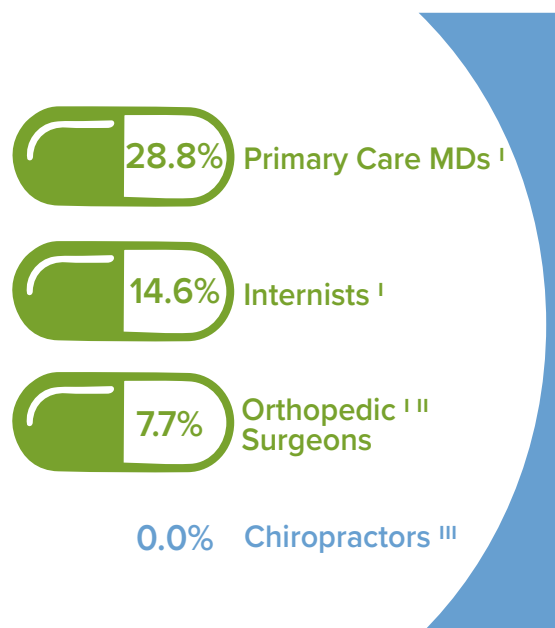
The cover of *Time Magazine*, June 15, 2015,²⁰⁹ conveyed the crushing impact of opioid drug use and abuse clearly: *"They're the most powerful painkillers ever invented. And they're creating the worst addiction crisis America has ever seen."* Accidental death from prescription drug overdose is the biggest man-made epidemic in the U.S.

CNN's Dr. Sanjay Gupta, on May 16, 2016, featured Dr. Gary Franklin, medical director for the Washington State Department of Labor and Industries in a presentation titled, *"Let's End the Prescription Drug Death Epidemic,"*²¹⁰ which summarized that:

- » Addiction to prescribed opioids is leading to the most common cause of preventable death in America today
- » A person dies every 19 minutes, on average, from an accidental prescription drug overdose
- » And now is a leading cause of accidental deaths in the U.S., surpassing car crashes

The presentation continued, stating that, *"The most common scenario involves a man in his 40s or 50s who visits a doctor with a backache and walks out with a pain pill prescription. About three years later, typically, the man dies in his sleep from taking too many pills, or mixing them with alcohol."*

Prescribers of Opioid Drugs in the U.S.



- » Chiropractors are skilled in the most conservative treatment methods to alleviate pain. They urge patients and healthcare providers to exhaust these options before resorting to riskier and more invasive treatments such as drugs and surgery.
- » Opioid drugs mask pain. They do not cure it. Opioids numb pain and may convince patients that a musculoskeletal condition is less severe than it is, or that it has healed. This can result in over-exertion, delay in the healing process, or even permanent injury.

Source: ^IVolkow et al. (2011) JAMA

^{II}Morris and Mir. (2015) J Am Acad Orthopedics

^{III}NBCE Practice Analysis of Chiropractic 2015

Infographic created by Cleveland University-Kansas City 2017

In the face of this epidemic of opioid addiction there is growing interest within healthcare for how to best blend conventional and complementary non-drug approaches in the management of musculoskeletal disorders. This is especially true for the costly and burdensome effects of low back pain, which has prompted increased research into the mechanisms, benefits and risks of the complementary approach to spine care provided by DCs.²¹¹

The Institute of Medicine in 2011 called for cultural transformation in pain prevention, its diagnosis and management, and recommended greater collaboration between the different clinical disciplines.²¹² In November 2014, The Joint Commission* revised its Pain Management Standard PC.01.02.0, providing guidance on the future direction of pain management, and use of non-pharmacologic strategies to include chiropractic and acupuncture among other physical modalities.

In a 2017 update The Joint Commission published new and revised pain assessment and management standards applicable to all Joint Commission-accredited hospitals effective January 1, 2018:

- » **Requirement** | EP 2: The hospital provides non-pharmacologic pain treatment modalities.
- » **Rationale** | While evidence for some non-pharmacologic modalities is mixed and/or limited, they may serve as a complementary approach for pain management and potentially reduce the need for opioid medications in some circumstances. The hospital should promote non-pharmacologic modalities by ensuring that patient preferences are discussed and, at a minimum, provide some non-pharmacologic treatment options relevant to their patient population. When a patient's preference for a safe non-pharmacologic therapy cannot be provided, hospitals should educate the patient on where the treatment may be accessed post-discharge. Non-pharmacologic strategies include, but are not limited to: physical modalities (for example, acupuncture therapy, chiropractic therapy, osteopathic manipulative treatment, massage therapy, and physical therapy), relaxation therapy, and cognitive behavioral therapy.

The Joint Commission (2017), *R3 Report Issue 11* | Requirement, Rationale, Reference ²¹³

The American Society of Interventional Pain Physicians reported that **Americans constitute 4.6% of the world population, yet consume 80% of the global opioid supply**, and 99% of the global hydrocodone supply. At stake is the health and the lives of millions of Americans hanging in the balance.²¹⁴

*The Joint Commission is a United States-based nonprofit tax-exempt 501 organization that accredits more than 22,000 US health care organizations and programs.²¹⁵

The U.S. has awakened on every level to the crushing impact of the opioid abuse epidemic. Calls have come forward from the Centers for Disease Control and Prevention, the Institute of Medicine, the Food and Drug Administration, and Joint Commission, for a shift away from opioid use toward non-pharmacologic approaches to manage chronic pain.

The data speaks for itself. Overdose deaths involving prescription opioids have quadrupled since 1999,²¹⁶ as have sales of these prescription drugs.²¹⁷ **From 1999 to 2019, nearly 247,000 people died in the United States from overdoses involving prescription opioids.**²¹⁸ An important non-pharmacologic approach to aid in solving this opioid crisis is chiropractic care.



Chiropractic Education and Licensure, and Legal Recognition

Doctors of Chiropractic in the United States Complete a Minimum of Seven Years of Higher Education

The Council on Chiropractic Education USA (CCE-USA), recognized by the U.S. Department of Education since 1974, is the national accrediting body for the sixteen chiropractic degree programs offered at nineteen locations in the U.S. The Council establishes minimum standards for chiropractic education; individual member chiropractic programs may establish additional requirements for admissions, curricular content and clinical competency.

The Accreditation Standards of the CCE-USA²¹⁹ require that applicants seeking admission to the doctor of chiropractic program have completed the equivalent of three academic years of undergraduate study (90 semester hours) at an institution accredited by an agency recognized by the U.S. Department of Education, or an equivalent foreign agency. A minimum of 24 semester hours in life and physical science courses, with at least half of these courses to include a laboratory component, is to be included within the 90 hours, along with well-rounded general education courses in humanities and social sciences.

The curriculum for the doctor of chiropractic degree in the U.S. typically represents a four academic year program with a minimum of 4,200 instructional hours beyond the undergraduate prerequisite requirements. The CCE-USA Educational Standards identify the following subject categories and courses:

- » **Foundations in Chiropractic** — principles, practices, philosophy and history of chiropractic
- » **Basic Sciences** — anatomy; physiology; biochemistry; microbiology and pathology
- » **Clinical Sciences** — physical, clinical and laboratory diagnosis; diagnostic imaging; spinal analysis; orthopedics; biomechanics; neurology; spinal adjustment/manipulation; extremities manipulation; rehabilitation and therapeutic modalities/procedures (active and passive care); toxicology; patient management; nutrition; organ systems; special populations; first aid and emergency procedures; wellness and public health; and clinical decision making
- » **Professional Practice** — ethics and integrity; jurisprudence; business and practice management and professional communications
- » **Information Literacy and Research Methodology** — ability to access and understand information and critically analyze outcomes associated with research and scholarly activities.

The CCE-USA Educational Standards document identifies mandatory meta-competencies outlining the skills, attitudes, and knowledge required to prepare graduates to serve as primary care chiropractic physicians. These competencies require the chiropractic graduate to demonstrate the ability to:

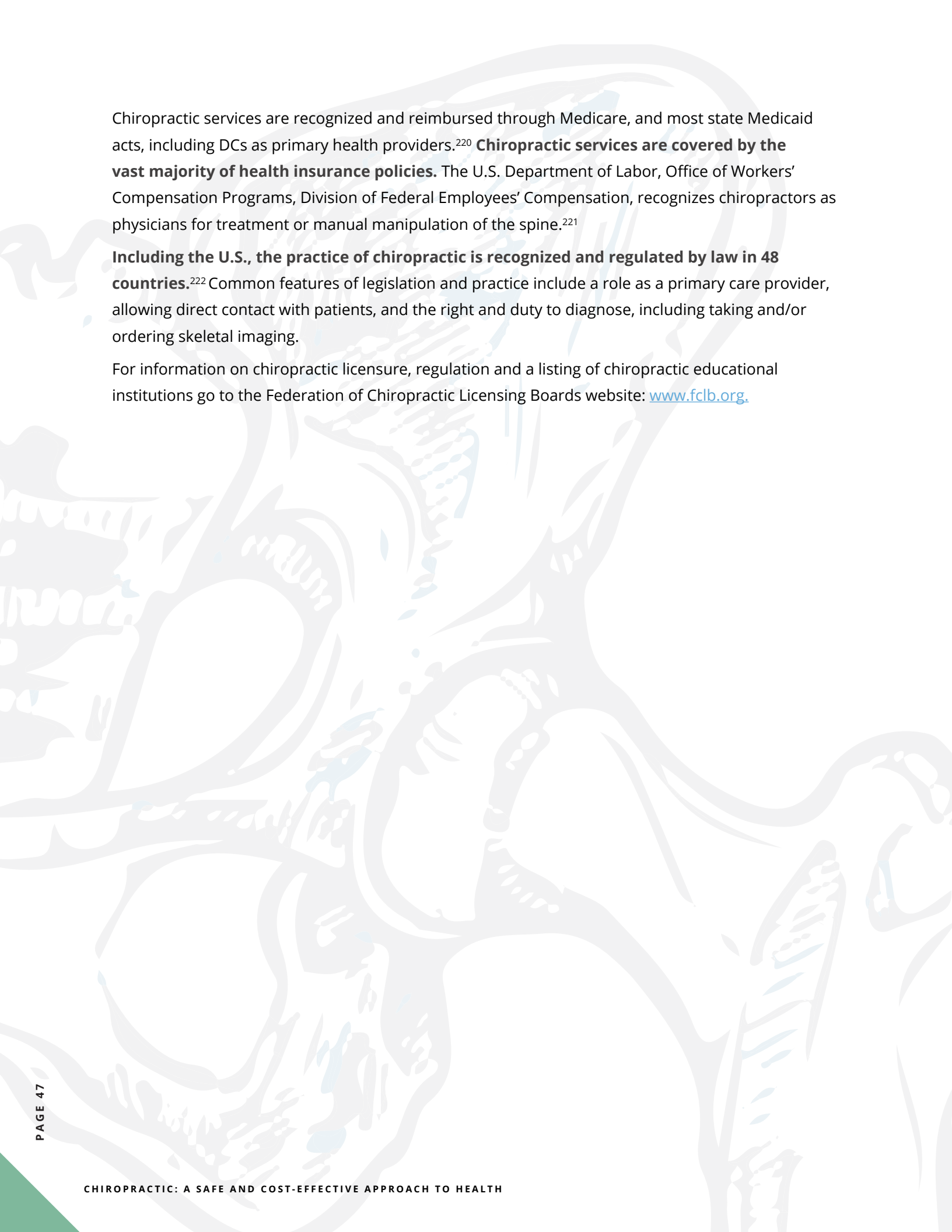
- » Perform an initial assessment and diagnosis
- » Create and execute an appropriate case management/treatment/intervention plan
- » Promote health, wellness, safety and disease prevention
- » Communicate effectively with patients, doctors of chiropractic and other healthcare professionals, regulatory agencies, third-party payers, and others as appropriate
- » Produce and maintain accurate patient records and documentation
- » Be proficient in neuromusculoskeletal evaluation, treatment and management
- » Access and use health-related information
- » Demonstrate critical thinking and decision-making skills, and sound clinical reasoning and judgment
- » Understand and practice the ethical conduct and legal responsibilities of a healthcare provider
- » Critically appraise and apply scientific literature and other information resources to provide effective patient care
- » Understand the basic, clinical, and social sciences and seek new knowledge in a manner that promotes intellectual and professional development.

The Council on Chiropractic Education website www.cce-usa.org provides additional information on chiropractic accreditation, and the Association of Chiropractic Colleges website www.chirocolleges.org provides additional information on chiropractic education.

Licensure and Legal Recognition

All 50 states, the District of Columbia, Puerto Rico, and the U.S. Virgin Islands have statutes recognizing and regulating the practice of chiropractic as an independent portal of entry health provider. Although specific requirements vary by state, all jurisdictions require the completion of a doctor of chiropractic program.⁴

Requirements for licensure include successful completion of the examinations conducted by the National Board of Chiropractic Examiners (NBCE), which includes the basic and clinical science subjects, clinical case studies and a practical exam. Certain jurisdictions may require applicants be examined over the law governing the practice of chiropractic in that state. Requirements for continuing education for license renewal vary with each state.⁴



Chiropractic services are recognized and reimbursed through Medicare, and most state Medicaid acts, including DCs as primary health providers.²²⁰ **Chiropractic services are covered by the vast majority of health insurance policies.** The U.S. Department of Labor, Office of Workers' Compensation Programs, Division of Federal Employees' Compensation, recognizes chiropractors as physicians for treatment or manual manipulation of the spine.²²¹

Including the U.S., the practice of chiropractic is recognized and regulated by law in 48 countries.²²² Common features of legislation and practice include a role as a primary care provider, allowing direct contact with patients, and the right and duty to diagnose, including taking and/or ordering skeletal imaging.

For information on chiropractic licensure, regulation and a listing of chiropractic educational institutions go to the Federation of Chiropractic Licensing Boards website: www.fclb.org.

Conclusion

Across the United States and internationally, responsible economists and policy makers are seeking the best outcomes in healthcare delivery, looking for cost containment with a move away from excessive and high-risk interventions, and with a focus on achieving higher patient satisfaction through better results.

Considering that back pain and musculoskeletal disorders now lead among the disabling conditions in the nation⁹ including the military,²²³ the need for non-drug, non-surgical and effective spine care is paramount as part of healthcare reform. Rising to address this need, the chiropractic profession is widely regarded as a leading example of an emerging healthcare discipline reaching maturity and extending its role within mainstream healthcare.

Strengthened with the evidence gained through research and outcome-effectiveness studies, DCs are attuned to the increasing healthcare consumer interest in a conservative, effective and non-invasive approach to maintain health, and one less reliant on addictive pain killers.

Chiropractors today appear steadfast in their role as America's primary spine care provider in this epidemic of chronic pain, with a focus on restoring joint function, returning the patient to the activities of daily living, and improving quality of health. These outcomes, along with the potential cost savings of integrating chiropractic services as part of today's healthcare system, have important implications for healthcare institutions and the patients they serve, as well as for policy decision makers and other health stakeholders.

With mounting public interest in diet, nutrition, exercise and considering the aging boomers who are seeking vitality and to remain active as they move through their golden years, the doctor of chiropractic is well positioned by education and clinical training to lead in conservative primary spine care and in the management of neuromusculoskeletal health.



Acknowledgements

Foundation for Chiropractic Progress:

Board of Directors

Kent S. Greenawalt

CEO, Foot Levelers

Chairman of the Board of Directors, F4CP

Mickey G. Burt, DC

Founder, Burt Clinic of Chiropractic

Gerard W. Clum, DC

President Emeritus

Life Chiropractic College West

Maggie Colucci, DC

Immediate Past President

Federation of Chiropractic Licensing Boards

Steven R. Conway, DC, DACBOH, JD

Executive Director

Chiropractic Society of Wisconsin

Kristine L. Dowell

Executive Director

Michigan Association of Chiropractors

Nick Doyle

Area President

Gallagher

Charles C. Dubois

President/CEO

Standard Process, Inc.

R. A. Foxworth, DC, FICC, MCS-P

President

ChiroHealthUSA

Daniel Lord, DC

Program Director of Clinical Programs

Crossover Health

Sherry McAllister, MS(ED), DC, CCSP

President

Foundation for Chiropractic Progress

Mike McCoy

CEO

NCMIC Group

Tamara Meyer

CEO & Founder

Lakewood Strategy & Consulting

Donald M. Petersen, Jr.

President

MPA Media

Mark Sanna, DC, FICC, ACRB, Level II

President

Breakthrough Coaching

The author acknowledges and extends appreciation to:

Larry Boress

Executive Director
National Association of Worksite Health Centers

Maggie Smith

Graphic Designer
Cleveland University-Kansas City

Marjorie Bradshaw

Executive Assistant to the President
Cleveland University-Kansas City

Scott Vater

Communications Specialist
Cleveland University-Kansas City

Megan Gilson

Marketing Manager
Foundation for Chiropractic Progress

Jon Wilson, MS, DC

Dean, College of Chiropractic
Cleveland University-Kansas City

Paige Gregorzek

Marketing Manager
Foundation for Chiropractic Progress

Heidi Haavik, BSc(Physiol), BSc(Chiro), PhD

Director of Research
New Zealand College of Chiropractic

Alexis Lignos

Marketing Director
Foundation for Chiropractic Progress

Jennifer Matascik

Director of Communications
Cleveland University-Kansas City

Sherry McAllister, DC, MS (Ed)., CCSP

President
Foundation for Chiropractic Progress

Mark Pfefer, RN, MS, DC

Director of Research
Cleveland University-Kansas City

Alec Schielke, DC

Assistant Professor
Palmer College of Chiropractic West

Stephanie Charles

Graphic Designer
Cleveland University-Kansas City

Resources

Resources: Chiropractic Organizations

American Black Chiropractic Association

www.abcachiro.com

American Chiropractic Association

www.acatoday.org

Association for the History of Chiropractic

www.historyofchiropractic.org

Association of Chiropractic Colleges

www.chirocolleges.org

Canadian Chiropractic Association

www.chiropractic.ca

Congress of Chiropractic State Associations

www.chirocongress.org

Council on Chiropractic Education

www.cce-usa.org

Councils on Chiropractic Education International

www.cceintl.org

Federation of Chiropractic Licensing Boards

www.fclb.org

Foundation for Chiropractic Progress

www.f4cp.org

International Chiropractors Association

www.chiropractic.org

National Board of Chiropractic Examiners

www.nbce.org

World Federation of Chiropractic

www.wfc.org



Endnotes

- 1 Hawk C, Whalen W, Farabaugh RJ, Daniels CJ, Minkalis AL, Taylor DN, Anderson D, Anderson K, Crivelli LS, Cark M, Barlow E, Paris D, Sarnat R, Weeks J. Best Practices for Chiropractic Management of Patients with Chronic Musculoskeletal Pain: A Clinical Practice Guideline. *J Altern Complement Med*. 2020 Oct;26(10):884-901. doi: 10.1089/acm.2020.0181. Epub 2020 Jul 30. PMID: 32749874; PMCID: PMC7578188.
- 2 American Chiropractic Association. (n.d.) *About Chiropractic*. <https://handsdownbetter.org/about-chiropractic/>
- 3 International Chiropractors Association. (n.d.) *Who we serve / Public*. <https://www.chiropractic.org/who-we-serve/patients>
- 4 National Board of Chiropractic Examiners. (n.d.) *Practice Analysis of Chiropractic 2020*. <https://www.nbce.org/practice-analysis-of-chiropractic-2020/>
- 5 World Federation of Chiropractic. (n.d.) *About Chiropractic, Definition of Chiropractic*. https://www.wfc.org/website/index.php?option=com_content&view=article&id=90&Itemid=110&lang=en
- 6 Definitions.net. Retrieved August 6, 2017, from <http://www.definitions.net/definition/neuromusculoskeletal>
- 7 Ballantyne JC, Shin NS. Efficacy of opioids for chronic pain: a review of the evidence. *Clin J Pain*. 2008 Jul-Aug;24(6):469-78. doi: 10.1097/AJP.0b013e31816b2f26. PMID: 18574357.
- 8 Treede RD, Rief W, Barke A, Aziz Q, Bennett MI, Benoliel R, Cohen M, Evers S, Finnerup NB, First MB, Giamberardino MA, Kaasa S, Kosek E, Lavand'homme P, Nicholas M, Perrot S, Scholz J, Schug S, Smith BH, Svensson P, Vlaeyen JWS, Wang SJ. A classification of chronic pain for ICD-11. *Pain*. 2015 Jun;156(6):1003-1007. doi: 10.1097/j.pain.0000000000000160. PMID: 25844555; PMCID: PMC4450869.
- 9 Zhu K, Devine A, Dick IM, Prince RL. Association of back pain frequency with mortality, coronary heart events, mobility and quality of life in elderly women. *Spine*. Aug 15 2007; 32 (18):2012-2018
- 10 Fanuele JC. et al., The impact of spinal problems on the health status of patients: have we underestimated the effect? *Spine*. June 15 2000:25(12):1509-1514
- 11 Dieleman JL, Cao J, Chapin A, et al. US Health Care Spending by Payer and Health Condition, 1996-2016. *JAMA*. 2020;323(9):863-884. doi:10.1001/jama.2020.0734
- 12 McIntosh, J. (2017, February 23). *What is causing this pain in my back?* Medical News Today. <https://www.medicalnewstoday.com/articles/172943>
- 13 Hoy D, March L, Brooks P, et al The global burden of low back pain: estimates from the Global Burden of Disease 2010 study *Annals of the Rheumatic Diseases* Published Online First: 24 March 2014. doi: 10.1136/annrheumdis-2013-204428
- 14 Vos T, Flaxman AD, Naghavi M, Lozano R, Michaud C, Ezzati M, Shibuya K, Salomon JA, Abdalla S, Aboyans V, Abraham J, Ackerman I, Aggarwal R, Ahn SY, Ali MK, Alvarado M, Anderson HR, et al. Years lived with disability (YLDs) for 1160 sequelae of 289 diseases and injuries 1990-2010: a systematic analysis for the Global Burden of Disease Study 2010. *Lancet*. 2012 Dec 15;380(9859):2163-96. doi: 10.1016/S0140-6736(12)61729-2. Erratum in: *Lancet*. 2013 Feb 23;381(9867):628. AlMazroa, Mohammad A [added]; Memish, Ziad A [added]. PMID: 23245607; PMCID: PMC6350784`
- 15 Buchbinder R, van Tulder M, Öberg B, Costa LM, Woolf A, Schoene M, Croft P; Lancet Low Back Pain Series Working Group. Low back pain: a call for action. *Lancet*. 2018 Jun 9;391(10137):2384-2388. doi: 10.1016/S0140-6736(18)30488-4. Epub 2018 Mar 21. PMID: 29573871.
- 16 Hartvigsen J, Hancock MJ, Kongsted A, Louw Q, Ferreira ML, Genevay S, Hoy D, Karppinen J, Pransky G, Sieper J, Smeets RJ, Underwood M; Lancet Low Back Pain Series Working Group. What low back pain is and why we need to pay attention. *Lancet*. 2018 Jun 9;391(10137):2356-2367. doi: 10.1016/S0140-6736(18)30480-X. Epub 2018 Mar 21. PMID: 29573870.
- 17 Clark S, Horton R; Low back pain: a major global challenge. *Lancet*. 2018; 391, (10137): 2302. doi:10.1016/S0140-6736(18)30725-6.
- 18 Eklund A, De Carvalho D, Pagé I, Wong A, Johansson MS, Pohlman KA, Hartvigsen J, Swain M. Expectations influence treatment outcomes in patients with low back pain. A secondary analysis of data from a randomized clinical trial. *Eur J Pain*. 2019 Aug;23(7):1378-1389. doi: 10.1002/ejp.1407. Epub 2019 May 20. PMID: 31034102; PMCID: PMC6767754.
- 19 Jensen M, Brant-Zawadzki M, Obuchowski N, et al. Magnetic Resonance Imaging of the Lumbar Spine in People Without Back Pain. *N Engl J Med* 1994; 331: 69-116.

- 20 Vallfors B. Acute, Subacute and Chronic Low Back Pain: Clinical Symptoms, Absenteeism and Working Environment. *Scan J Rehab Med Suppl* 1985; 11: 1-98.
- 21 United States Bone and Joint Initiative. (2018). *The Hidden Impact of Musculoskeletal Disorders on Americans*. Boneandjointburden.org
- 22 Rubin DI. Epidemiology and Risk Factors for Spine Pain. *Neurol Clin*. 2007; May;25(2):353-71.
- 23 Leininger, Brent et al., 2016, Cost-effectiveness of spinal manipulative therapy, supervised exercise, and home exercise for older adults with chronic neck pain, *The Spine Journal* , Volume 16 , Issue 11 , 1292 – 1304
- 24 U.S. Bone and Joint Initiative (2016, March 1) *One in two Americans have a musculoskeletal condition costing an estimated \$213 billion each year in treatment and lost wages* [Press release] Retrieved from <https://www.usbji.org/news/releases/one-two-americans-have-musculoskeletal-condition-costing-estimated-213-billion-each>
- 25 Safiri S, Kolahi A, Hoy D, Buchbinder R, Mansournia M A, Bettampadi D et al. Global, regional, and national burden of neck pain in the general population, 1990-2017: systematic analysis of the Global Burden of Disease Study 2017 *BMJ* 2020; 368 :m791 doi:10.1136/bmj.m791
- 26 Henschke N, Kamper SJ, Maher CG. The epidemiology and economic consequences of pain. *Mayo Clin Proc*2015;90:139-47. doi:10.1016/j.mayocp.2014.09.010 pmid:25572198
- 27 Manchikanti L, Singh V, Datta S, Cohen SP, Hirsch JA, American Society of Interventional Pain Physicians. Comprehensive review of epidemiology, scope, and impact of spinal pain. *Pain Physician* 2009;12:E35-70. pmid:19668291
- 28 Haldeman S, Carroll L, Cassidy JD. Findings from the bone and joint decade 2000 to 2010 task force on neck pain and its associated disorders. *J Occup Environ Med* 2010;52:424-7. doi:10.1097/JOM.0b013e3181d44f3b pmid:20357682
- 29 Consumer Reports, (2016, June). Pain Management: Which Treatment Is Right for You? *Consumer Reports*, 2016, June.
- 30 Gallup-Palmer College of Chiropractic Annual Report: Americans' perceptions of chiropractic [Internet]. Washington, DC: Gallup, Inc. 2016 [updated 2016 Oct 18; cited 2017 Feb 22.] Available from: <http://www.palmer.edu/uploadedFiles/Pages/Alumni/gallup-report-palmer-college-2016.pdf> at www.palmer.edu/gallup-report Joint publication of Gallup, Inc. and Palmer College of Chiropractic.
- 31 Stason WB, Ritter G, Shepard DS, C Tompkins, et al. *Report to Congress on the Evaluation of the Demonstration of Coverage of Chiropractic Services Under Medicare*. June 16, 2009.
- 32 Chiropractic Care Study, Senate Report 110-335 accompanying the National Defense Authorization Act for FY 2009; letter sent to Congressmen by Ellen P. Embrey, Deputy Assistant Secretary of Defense (September 22, 2009):2.
- 33 World Federation of Chiropractic. (n.d.) *Facts on Chiropractic*. Retrieved from www.wfc.org/website/index.php?option=com_content&view=article&id=122&Itemid=138&lang=en, accessed 6-23-21
- 34 National Board of Chiropractic Examiners (2021, May) *Chiropractic Care*. Retrieved from <https://www.nbce.org/about-nbce/chiropractic-care/>
- 35 McGraw Hill Concise Dictionary of Modern Medicine, 2002 by The McGraw-Hill companies.
- 36 Treleaven J. Sensorimotor disturbances in neck disorders affecting postural stability, head and eye movement control. *Man Ther*. 2008 Feb;13(1):2-11. doi: 10.1016/j.math.2007.06.003. Epub 2007 Aug 16. PMID: 17702636.
- 37 Association of Chiropractic Colleges, Chiropractic Paradigm, Scope, and Practice, (2021, May) Retrieved from <https://www.chirocolleges.org/chiropractic-paradigm-scope-practice>
- 38 Coulter ID. What is chiropractic? In: McNamee KP. *The chiropractic college directory*, 1997-98, 5th ed. Los Angeles, CA, KM Enterprises, 1997.
- 39 World Federation of Chiropractic. Consensus statements and the ACC position paper on chiropractic: The chiropractic paradigm (Proceedings of the conference on Philosophy in Chiropractic Education). Fort Lauderdale, FL, World Federation of Chiropractic Toronto, 2000
- 40 Bakris G, Dickholtz M, Meyer PM, Kravitz G, Avery E, Miller M, Brown J, Woodfield C, Bell B; J Human Hypertension 2007 (May); 21 (5): 347–352
- 41 A C B. *The chiropractic theories-A synopsis of scientific research*, 2nd edition by Robert R. Leach Williams & Wilson, Baltimore. Pp. 234. Clin Biomech (Bristol, Avon). 1986 Nov;1(4):238. doi: 10.1016/0268-0033(86)90178-6. PMID: 23915556.
- 42 Triano JJ, Budgell B, Bagnulo A, Roffey B, Bergmann T, Cooperstein R, Gleberzon B, Good C, Perron J, Tepe R. Review of methods used by chiropractors to determine the site for applying manipulation. *Chiropr Man Therap*. 2013 Oct 21;21(1):36. doi: 10.1186/2045-709X-21-36. PMID: 24499598; PMCID: PMC4028787.

- 43 Ebrall P, Draper B, Repka A. Towards a 21 century paradigm of chiropractic: stage 1, redesigning clinical learning. *J Chiropr Educ.* 2008 Fall;22(2):152-60. doi: 10.7899/1042-5055-22.2.152. PMID: 19043536; PMCID: PMC2585946.
- 44 Gatterman ML. *Foundations of chiropractic: subluxation.* 1st ed. St Louis: Mosby-Year Book, Inc; 1995.
- 45 Christiansen TL, Niazi IK, Holt K, Nedergaard RW, Duehr J, Allen K, Marshall P, Türker KS, Hartvigsen J, Haavik H. The effects of a single session of spinal manipulation on strength and cortical drive in athletes. *Eur J Appl Physiol.* 2018 Apr;118(4):737-749. doi: 10.1007/s00421-018-3799-x. Epub 2018 Jan 11. PMID: 29327170; PMCID: PMC5843672.
- 46 Cleveland, A, Phillips, R, Clum, G. (2003). The Chiropractic Paradigm. In Redwood & Cleveland III (Eds.), *Fundamentals of Chiropractic*, (pp. 17-18) St Louis: Mosby.
- 47 Federation of Chiropractic Licensing Boards. "Licensure Snapshot.", FCLB (2021, May) Retrieved from <https://www.fclb.org/Home/FutureDCs.aspx>
- 48 Santrock, J. W. (2007). *A Topical Approach to Human Life-span Development*, 3rd edn. St. Louis, MO: McGraw-Hill.
- 49 Engel George L (1977). "The need for a new medical model: A challenge for biomedicine". *Science.* 196: 129-136. PMID 847460.
- 50 Scaringe, J.G., & Cooperstein, R. (2003). Chiropractic Manual Procedures. In Redwood & Cleveland III (Eds.), *Fundamentals of Chiropractic*, (pp. 257-293) St Louis: Mosby, 2003
- 51 Evans, D.W., 2002. Mechanism and effects of spinal high-velocity low-amplitude thrusts manipulations. Previous theories. *JMPT.* 23, 251-262.
- 52 Bronfort G, Maiers MJ, Evans RL, Schulz CA, Bracha Y, Svendsen KH, et al. Supervised exercise, spinal manipulation, and home exercise for chronic low back pain: A randomized clinical trial. *Spine Journal.* 2011;11(7):585-98. 10.1016/j.spinee.2011.01.036. 10.1016/j.spinee.2011.01.036
- 53 El-Olemy A, Tawfik M, El-Olemy M, Hasanain M, Nashwa M. Effectiveness of Spinal Manipulation for Treatment of Chronic Non-Specific Low Back Pain: A Systematic Review and Meta-Analysis. *Global Journal of Medicine and Medical Sciences.* 2020;8(7):1-14.
- 54 Coulter ID, Crawford C, Vernon H, Hurwitz EL, Khorsan R, Booth MS, et al. Manipulation and mobilization for treating chronic nonspecific neck pain: a systematic review and meta-analysis for an appropriateness panel. *Pain physician.* 2019;22(2):E55.
- 55 Rist PM, Hernandez A, Bernstein C, Kowalski M, Osypiuk K, Vining R, et al. The impact of spinal manipulation on migraine pain and disability: a systematic review and meta analysis. *Headache: The Journal of Head and Face Pain.* 2019;59(4):532-42.
- 56 Fernandez M, Moore C, Tan J, Lian D, Nguyen J, Bacon A, et al. Spinal manipulation for the management of cervicogenic headache: A systematic review and meta-analysis. *European Journal of Pain.* 2020;24(9):1687-702.
- 57 Weis CA, Pohlman K, Barrett J, Clinton S, da Silva-Oolup S, Draper C, Lee J, Kumar R, O'Beirne M, Stuber K, Hawk C. Best-Practice Recommendations for Chiropractic Care for Pregnant and Postpartum Patients: Results of a Consensus Process. *Journal of Manipulative & Physiological Therapeutics.* 2021; In press
- 58 Romeo A, Parazza S, Boschi M, Nava T, Vanti C. 2013. Manual therapy and therapeutic exercise in the treatment of osteoarthritis of the hip: a systematic review. *Ruematismo.* 2013 May 27; 65(2): 63-74.
- 59 Brantingham JW, Bonnefin D, Perle SM, et al. 2012. Manipulative therapy for lower extremity conditions: update of a literature review. *J Manipulative Physiol Ther.* Feb 2012; 35 (2): 127-166.
- 60 Dougherty PE, Hawk C, Weiner DK, Gleberzon B, Andrew K, Killinger L. 2012, The role of chiropractic care in older adults. *Chiropr Man Therap.* 2012; 20 (1):3.
- 61 Hawk C, Cambron JA, Pfefer MT. 2009, Pilot study of the effect of a limited and extended course of chiropractic care on balance, chronic pain, and dizziness in older adults. *J Manipulative Physiol Ther.* 2009; 32 (6): 438-47.
- 62 Krause, Curt A. DC; Kaspin, Lisa PhD; Gorman, Kathleen M. MPH; Miller, Ross M. MD, MPH. Value of Chiropractic Services at an On-Site Health Center. *Journal of Occupational & Environmental Medicine:* August 2012 - Volume 54 - Issue 8 - p 917-921.
- 63 Kindermann SL, Hou Q, Miller RM. Impact of chiropractic services at an on-site health center. *J Occup Environ Med.* 2014 Sep;56(9):990-2. doi: 10.1097/JOM.0000000000000215. PMID: 25153305.
- 64 Bigos S, Bowyer O, Braen G. Acute Lower Back Pain in Adults. Clinical Practice Guideline, Quick Reference Guide Number 14. AHCPR Pub. No 95-0643. Rockville: U.S. Department of Health and Human Services, Public Health Service, Agency for Health Care Policy and Research; 1994.
- 65 Monzani L, Espi-Lopez GV, Zurriaga R, Andersen LL. 2016. Manual therapy for tension-type headache related to quality of work life and work presenteeism: Secondary analysis of a randomized controlled trial. *Complementary Therapies in Medicine* 25 (2016) 86-91

- 66 Henriksen, C., Case Study: Results from an employer-sponsored on-site chiropractic care program, Chiropractic Occupational Health News Briefs, Council On Occupational Health, American Chiropractors Association, Summer/Fall (2016).
- 67 Adams J, Peng W, Cramer H, Sundberg T, Moore C, Amorin-Woods L, Sibbritt D, Lauche R. The Prevalence, Patterns, and Predictors of Chiropractic Use Among US Adults: Results From the 2012 National Health Interview Survey. *Spine (Phila Pa 1976)*. 2017 Dec 1;42(23):1810-1816. doi: 10.1097/BRS.0000000000002218. PMID: 28459779.
- 68 Hays RD, Sherbourne CD, Spritzer KL, et al. Experiences With Chiropractic Care for Patients With Low Back or Neck Pain. *Journal of Patient Experience*. 2020 Jun;7(3):357-364. DOI: 10.1177/2374373519846022.
- 69 Wadyka, S. (2017, February) Stop Back Pain Without Drugs, Consumer Reports, February 2017.
- 70 Berwick D, Nolan T, Whittington J., 2008, The Triple Aim: Care, Health, and Cost, *Health Aff (Millwood)*. 2008 May-Jun;27 (3):759-69. 10.1377/hlthaff.27.3.759.)
- 71 Dieleman JL, Baral R, Birger M, et al. US Spending on Personal Health Care and Public Health, 1996-2013. *JAMA*. 2016;316(24):2627-2646. doi:10.1001/jama.2016.16885
- 72 National Institutes of Health Department of health and Human Services (2020, March). *Low Back Pain, National Institute of Neurological Disorders and Stroke*. Bethesda, Maryland 20892-2540 NIH Publication No. 20-NS-5161
- 73 WebMD. (2020, January) *Causes of Back Pain*. WebMD.com <https://www.webmd.com/back-pain/causes-back-pain>
- 74 McGowan, J. R., & Suiter, L. (2019). Cost-Efficiency and Effectiveness of Including Doctors of Chiropractic to Offer Treatment Under Medicaid: A Critical Appraisal of Missouri Inclusion of Chiropractic Under Missouri Medicaid. *Journal of chiropractic humanities*, 26, 31-52. <https://doi.org/10.1016/j.echu.2019.08.004>
- 75 Cleveland III, C.S., & Wiles, Michael (2017). Future Directions for the Chiropractic Profession and Chiropractic Education. In C. Hawk (Ed.), *Careers in Chiropractic Health Care*, (p. 302). California: Praeger.
- 76 Merskey, H., & Bogduk, N. (Eds.). (1994). *Classification of chronic pain. Descriptions of chronic pain syndromes and definitions of pain terms* (2nd ed., p. xi). Seattle: IASP Press.
- 77 King W. (2013) Acute Pain, Subacute Pain, and Chronic Pain. In: Gebhart G.F., Schmidt R.F. (eds) *Encyclopedia of Pain*. Springer, Berlin, Heidelberg. https://doi.org/10.1007/978-3-642-28753-4_75
- 78 van Tulder MW, Koes BW, Bouter LM. Conservative treatment of acute and chronic nonspecific low back pain. A systematic review of randomized controlled trials of the most common interventions. *Spine (Phila Pa 1976)*. 1997 Sep 15;22(18):2128-56. doi: 10.1097/00007632-199709150-00012. PMID: 9322325.
- 79 National Institutes of Health, U.S. National Library of Medicine (2020, May 5) Chronic Pain. Retrieved June 28, 2021 from <https://medlineplus.gov/chronicpain.html>
- 80 Herman PM, Edgington SE, Sorbero ME, Hurwitz EL, Goertz CM, Coulter ID. Visit Frequency and Outcomes for Patients Using Ongoing Chiropractic Care for Chronic Low-Back and Neck Pain: An Observational Longitudinal Study. *Pain Physician*. 2021 Jan;24(1):E61-E74. PMID: 33400439.
- 81 National Association of Spine Specialists. *Diagnosis and Treatment of Low Back Pain* (2020). Retrieved May 19, 2021, from <https://www.spine.org/Research-Clinical-Care/Quality-Improvement/Clinical-Guidelines>
- 82 Goertz CM, Long CR, Vining RD, Pohlman KA, Walter J, Coulter I. Effect of Usual Medical Care Plus Chiropractic Care vs Usual Medical Care Alone on Pain and Disability Among US Service Members With Low Back Pain: A Comparative Effectiveness Clinical Trial. *JAMA Netw Open*. 2018;1(1):e180105. doi:10.1001/jamanetworkopen.2018.0105
- 83 Qaseem A, Wilt TJ, McLean RM, Forciea MA; Clinical Guidelines Committee of the American College of Physicians. Noninvasive Treatments for Acute, Subacute, and Chronic Low Back Pain: A Clinical Practice Guideline From the American College of Physicians. *Ann Intern Med*. 2017 Apr 4;166(7):514-530. doi: 10.7326/M16-2367. Epub 2017 Feb 14. PMID: 28192789.
- 84 Busse JW, Craigie S, Juurlink DN, Buckley DN, Wang L, Couban RJ, Agoritsas T, Akl EA, Carrasco-Labra A, Cooper L, Cull C, da Costa BR, Frank JW, Grant G, Iorio A, Persaud N, Stern S, Tugwell P, Vandvik PO, Guyatt GH. Guideline for opioid therapy and chronic noncancer pain. *CMAJ*. 2017 May 8;189(18):E659-E666. doi: 10.1503/cmaj.170363. PMID: 28483845; PMCID: PMC5422149.
- 85 Støckendahl MJ, Kjaer P, Hartvigsen J, Kongsted A, Aaboe J, Andersen M, Andersen MØ, Fournier G, Højgaard B, Jensen MB, Jensen LD, Karbo T, Kirkeskov L, Melbye M, Morsel-Carlsen L, Nordsteen J, Pålsson TS, Rasti Z, Silbye PF, Steiness MZ, Tarp S, Vaagholt M. National Clinical Guidelines for non-surgical treatment of patients with recent onset low back pain or lumbar radiculopathy. *Eur Spine J*. 2018 Jan;27(1):60-75. doi: 10.1007/s00586-017-5099-2. Epub 2017 Apr 20. PMID: 28429142.

- 86 Paige NM, Miake-Lye IM, Booth MS, Beroes JM, Mardian AS, Dougherty P, Branson R, Tang B, Morton SC, Shekelle PG. Association of Spinal Manipulative Therapy With Clinical Benefit and Harm for Acute Low Back Pain: Systematic Review and Meta-analysis. *JAMA*. 2017 Apr 11;317(14):1451-1460. doi: 10.1001/jama.2017.3086.
- 87 United States Food and Drug Administration (2017). FDA Blueprint for Prescriber Education for Extended-Release and Long-Acting Opioid Analgesics. Blueprint as of 01.20.2014
- 88 Moore, C., Leaver, A., Sibbritt, D. et al. Prevalence and factors associated with the use of primary headache diagnostic criteria by chiropractors. *Chiropr Man Therap* 27, 33 (2019). <https://doi.org/10.1186/s12998-019-0254-y>
- 89 Stovner LJ, Hagen K, Jensen R, Katsarava Z, Lipton R, Scher A, Steiner T, Zwart JA. The global burden of headache: a documentation of headache prevalence and disability worldwide. *Cephalalgia*. 2007 Mar;27(3):193-210. doi: 10.1111/j.1468-2982.2007.01288.x. PMID: 17381554.
- 90 Lipton RB, Bigal ME, Diamond M, Freitag F, Reed ML, Stewart WF; AMPP Advisory Group. Migraine prevalence, disease burden, and the need for preventive therapy. *Neurology*. 2007 Jan 30;68(5):343-9. doi: 10.1212/01.wnl.0000252808.97649.21. PMID: 17261680.
- 91 Jensen R, Stovner LJ. Epidemiology and comorbidity of headache. *Lancet Neurol*. 2008 Apr;7(4):354-61. doi: 10.1016/S1474-4422(08)70062-0. PMID: 18339350.
- 92 Bendtsen L, Jensen R. Tension-type headache: the most common, but also the most neglected, headache disorder. *Curr Opin Neurol*. 2006 Jun;19(3):305-9. doi: 10.1097/01.wco.0000227043.00824.a9. PMID: 16702840.
- 93 Malone CD, Bhowmick A, Wachholtz AB. Migraine: treatments, comorbidities, and quality of life, in the USA. *J Pain Res*. 2015 Aug 12;8:537-47. doi: 10.2147/JPR.S88207. PMID: 26316804; PMCID: PMC4540217.
- 94 Linde M, Gustavsson A, Stovner LJ, Steiner TJ, Barré J, Katsarava Z, Lainez JM, Lampl C, Lantéri-Minet M, Rastenyte D, Ruiz de la Torre E, Tassorelli C, Andrée C. The cost of headache disorders in Europe: the Eurolight project. *Eur J Neurol*. 2012 May;19(5):703-11. doi: 10.1111/j.1468-1331.2011.03612.x. Epub 2011 Dec 5. PMID: 22136117.
- 95 Latinovic R, Gulliford M, Ridsdale L. Headache and migraine in primary care: consultation, prescription, and referral rates in a large population. *J Neurol Neurosurg Psychiatry*. 2006;77(3):385-387.
- 96 Steiner TJ, Jensen R, Katsarava Z, Linde M, MacGregor EA, Osipova V, Paemeleire K, Olesen J, Peters M, Martelletti P. Aids to management of headache disorders in primary care (2nd edition): on behalf of the European Headache Federation and Lifting The Burden: the Global Campaign against Headache. *J Headache Pain*. 2019 May 21;20(1):57. doi: 10.1186/s10194-018-0899-2. PMID: 31113373; PMCID: PMC6734476.
- 97 Steiner, T. J., Stovner, L. J., & Vos, T. (2016). GBD 2015: migraine is the third cause of disability in under 50s. *The journal of headache and pain*, 17(1), 104. <https://doi.org/10.1186/s10194-016-0699-5>
- 98 Coulter ID, Hurwitz EL, Adams AH, Genovese BJ, Hays R, Shekelle PG. Patients using chiropractors in North America: who are they, and why are they in chiropractic care? *Spine (Phila Pa 1976)*. 2002 Feb 1;27(3):291-6; discussion 297-8. doi: 10.1097/00007632-200202010-00018. PMID: 11805694.
- 99 Côté P, Yu H, Shearer HM, Randhawa K, Wong JJ, Mior S, Ameis A, Carroll LJ, Nordin M, Varatharajan S, Sutton D, Southerst D, Jacobs C, Stupar M, Taylor-Vaisey A, Gross DP, Brison RJ, Paulden M, Ammendolia C, Cassidy JD, Loisel P, Marshall S, Bohay RN, Stapleton J, Lacerte M. Non-pharmacological management of persistent headaches associated with neck pain: A clinical practice guideline from the Ontario protocol for traffic injury management (OPTIMA) collaboration. *Eur J Pain*. 2019 Jul;23(6):1051-1070. doi: 10.1002/ejp.1374. Epub 2019 Feb 28. PMID: 30707486.
- 100 Skelly AC, Chou R, Dettori JR, Turner JA, Friedly JL, Rundell SD, Fu R, Brodt ED, Wasson N, Kantner S, Ferguson AJR. Noninvasive Nonpharmacological Treatment for Chronic Pain: A Systematic Review Update [Internet]. Rockville (MD): Agency for Healthcare Research and Quality (US); 2020 Apr. Report No.: 20-EHC009. PMID: 32338846.
- 101 Skelly AC, Chou R, Dettori JR, Turner JA, Friedly JL, Rundell SD, Fu R, Brodt ED, Wasson N, Winter C, Ferguson AJR. Noninvasive Nonpharmacological Treatment for Chronic Pain: A Systematic Review [Internet]. Rockville (MD): Agency for Healthcare Research and Quality (US); 2018 Jun. Report No.: 18-EHC013-EF. PMID: 30179389.
- 102 Falsiroli Maistrello L, Rafanelli M, Turolla A. Manual Therapy and Quality of Life in People with Headache: Systematic Review and Meta-analysis of Randomized Controlled Trials. *Curr Pain Headache Rep*. 2019 Aug 10;23(10):78. doi: 10.1007/s11916-019-0815-8. PMID: 31401702.
- 103 Haas M, Bronfort G, Evans R, Schulz C, Vavrek D, Takaki L, Hanson L, Leininger B, Neradilek MB. Dose-response and efficacy of spinal manipulation for care of cervicogenic headache: a dual-center randomized controlled trial. *Spine J*. 2018 Oct;18(10):1741-1754. doi: 10.1016/j.spinee.2018.02.019. Epub 2018 Feb 23. PMID: 29481979; PMCID: PMC6107442.
- 104 Centers for Disease Control and Prevention. (n.d.) *Fibromyalgia*. <https://www.cdc.gov/arthritis/basics/fibromyalgia.htm>

- 105 National Institutes of Health. (2014, July). *Fibromyalgia*. <https://www.niams.nih.gov/health-topics/fibromyalgia#>
- 106 American College of Rheumatology, What is Fibromyalgia? <https://www.rheumatology.org/I-Am-A/Patient-Caregiver/Diseases-Conditions/Fibromyalgia>
- 107 Mohabbat AB, Mahapatra S, Jenkins SM, et al. Use of Complementary and Integrative Therapies by Fibromyalgia Patients: A 14-Year Follow-up Study. *Mayo Clin Proc Innov Qual Outcomes*. Dec 2019;3(4):418-428.
- 108 Schneider M, Vernon H, Ko G, Lawson G, Perera J. Chiropractic management of fibromyalgia syndrome: a systematic review of the literature. *J Manipulative Physiol Ther*. 2009 Jan;32(1):25-40. doi: 10.1016/j.jmpt.2008.08.012. PMID: 19121462.
- 109 Black, L. I., Clarke, T. C., Barnes, P. M., Stussman, B. J., & Nahin, R. L. (2015). Use of complementary health approaches among children aged 4-17 years in the United States: National Health Interview Survey, 2007-2012. *National health statistics reports*, (78), 1-19.
- 110 Hestbaek L, Jørgensen A, Hartvigsen J. A description of children and adolescents in Danish chiropractic practice: results from a nationwide survey. *J Manipulative Physiol Ther*. 2009 Oct;32(8):607-15. doi: 10.1016/j.jmpt.2009.08.024. PMID: 19836596.
- 111 Hestbaek, L., & Stochkendahl, M. J. (2010). The evidence base for chiropractic treatment of musculoskeletal conditions in children and adolescents: The emperor's new suit?. *Chiropractic & osteopathy*, 18, 15. <https://doi.org/10.1186/1746-1340-18-15>
- 112 Marchand AM. Chiropractic care of children from birth to adolescence and classification of reported conditions: an internet cross-sectional survey of 956 European chiropractors. *J Manipulative Physiol Ther*. 2012 Jun;35(5):372-80. doi: 10.1016/j.jmpt.2012.04.008. Epub 2012 May 22. PMID: 22627100.
- 113 Alcantara J, Ohm J, Kunz D. The safety and effectiveness of pediatric chiropractic: a survey of chiropractors and parents in a practice-based research network. *Explore (NY)*. 2009 Sep-Oct;5(5):290-5. doi: 10.1016/j.explore.2009.06.002. PMID: 19733815.
- 114 Adams J, Sibbritt D, Broom A, Loxton D, Wardle J, Pirota M, Lui CW. Complementary and alternative medicine consultations in urban and nonurban areas: a national survey of 1427 Australian women. *J Manipulative Physiol Ther*. 2013 Jan;36(1):12-9. doi: 10.1016/j.jmpt.2012.12.010. PMID: 23380210.
- 115 Adams D, Dagenais S, Clifford T, Baydala L, King WJ, Hervas-Malo M, Moher D, Vohra S. Complementary and alternative medicine use by pediatric specialty outpatients. *Pediatrics*. 2013 Feb;131(2):225-32. doi: 10.1542/peds.2012-1220. Epub 2013 Jan 14. PMID: 23319526.
- 116 Doyle, Matthew & Miller, Joyce. (2019). Demographic Profile of Chiropractors Who Treat Children: A Multinational Survey. *Journal of Manipulative and Physiological Therapeutics*. 42. 10.1016/j.jmpt.2018.03.007.
- 117 Wiberg JM, Nordsteen J, Nilsson N. The short-term effect of spinal manipulation in the treatment of infantile colic: a randomized controlled clinical trial with a blinded observer. *J Manipulative Physiol Ther*. 1999 Oct;22(8):517-22. doi: 10.1016/s0161-4754(99)70003-5. PMID: 10543581.
- 118 Marchand AM. A Proposed Model With Possible Implications for Safety and Technique Adaptations for Chiropractic Spinal Manipulative Therapy for Infants and Children. *J Manipulative Physiol Ther*. 2015 Nov-Dec;38(9):713-726. doi: 10.1016/j.jmpt.2013.05.015. Epub 2013 Jul 8. PMID: 23845198.
- 119 Ndetan H, Evans MW Jr, Hawk C, Walker C. Chiropractic or osteopathic manipulation for children in the United States: an analysis of data from the 2007 National Health Interview Survey. *J Altern Complement Med*. 2012 Apr;18(4):347-53. doi: 10.1089/acm.2011.0268. Epub 2012 Mar 2. PMID: 22384933.
- 120 Corso, M., Cancelliere, C., Mior, S. et al. The safety of spinal manipulative therapy in children under 10 years: a rapid review. *Chiropr Man Therap* 28, 12 (2020). <https://doi.org/10.1186/s12998-020-0299-y>
- 121 Parnell Prevost, C., Gleberzon, B., Carleo, B., Anderson, K., Cark, M., & Pohlman, K. A. (2019). Manual therapy for the pediatric population: a systematic review. *BMC complementary and alternative medicine*, 19(1), 60. <https://doi.org/10.1186/s12906-019-2447-2>
- 122 Miller JE, Hanson HA, Hiew M, Lo Tiap Kwong DS, Mok Z, Tee YH. Maternal Report of Outcomes of Chiropractic Care for Infants. *J Manipulative Physiol Ther*. 2019 Mar-Apr;42(3):167-176. doi: 10.1016/j.jmpt.2018.10.005. Epub 2019 Apr 25. PMID: 31029467.
- 123 Driehuis F, Hoogeboom TJ, Nijhuis-van der Sanden MWG, de Bie RA, Staal JB. Spinal manual therapy in infants, children and adolescents: A systematic review and meta-analysis on treatment indication, technique and outcomes. *PLoS One*. 2019 Jun 25;14(6):e0218940
- 124 Carnes D, Plunkett A, Ellwood J, et al Manual therapy for unsettled, distressed and excessively crying infants: a systematic review and meta-analyses *BMJ Open* 2018;8:e019040. doi: 10.1136/bmjopen-2017-019040
- 125 Whedon, J.M., Bezdjian, S., Dennis, P. et al. Cost comparison of two approaches to chiropractic care for patients with acute and sub-acute low Back pain care episodes: a cohort study. *Chiropr Man Therap* 28, 68 (2020). <https://doi.org/10.1186/s12998-020-00356-z>

- 126 Khodakarami N. Treatment of Patients with Low Back Pain: A Comparison of Physical Therapy and Chiropractic Manipulation. *Healthcare*. 2020; 8(1):44. <https://doi.org/10.3390/healthcare8010044>
- 127 Schneider MJ, Ammendolia C, Murphy DR, Glick RM, Hile E, Tudorascu DL, Morton SC, Smith C, Patterson CG, Piva SR. Comparative Clinical Effectiveness of Nonsurgical Treatment Methods in Patients With Lumbar Spinal Stenosis: A Randomized Clinical Trial. *JAMA Netw Open*. 2019 Jan 4;2(1):e186828. doi: 10.1001/jamanetworkopen.2018.6828. PMID: 30646197; PMCID: PMC6324321.
- 128 Andronis L, Kinghorn P, Qiao S, Whitehurst DG, Durrell S, McLeod H. Cost-Effectiveness of Non-Invasive and Non-Pharmacological Interventions for Low Back Pain: a Systematic Literature Review. *Appl Health Econ Health Policy*. 2017 Apr;15(2):173-201. doi: 10.1007/s40258-016-0268-8. PMID: 27550240.
- 129 Schneider, M., Haas, M., Glick, R., Stevans, J., & Landsittel, D. (2015). Comparison of spinal manipulation methods and usual medical care for acute and subacute low back pain: a randomized clinical trial. *Spine*, 40(4), 209–217. <https://doi.org/10.1097/BRS.0000000000000724>
- 130 Keeney BJ, Fulton-Kehoe D, Turner JA, Wickizer TM, Chan KC, Franklin GM. Early predictors of lumbar spine surgery after occupational back injury: results from a prospective study of workers in Washington State. *Spine (Phila Pa 1976)*. 2013 May 15;38(11):953-64. doi: 10.1097/BRS.0b013e3182814ed5. PMID: 23238486
- 131 Weeks WB, Pike J, Donath J, Fiaccio P, Justice BD. Conservative Spine Care Pathway Implementation Is Associated with Reduced Health Care Expenditures in a Controlled, Before-After Observational Study. *J Gen Intern Med*. 2019;34(8):1381-1382. doi:10.1007/s11606-019-04942-7
- 132 Weeks, W. B., Leininger, B., Whedon, J. M., Lurie, J. D., Tosteson, T. D., Swenson, R., O'Malley, A. J., & Goertz, C. M. (2016). The Association Between Use of Chiropractic Care and Costs of Care Among Older Medicare Patients With Chronic Low Back Pain and Multiple Comorbidities. *Journal of manipulative and physiological therapeutics*, 39(2), 63–75.e2. <https://doi.org/10.1016/j.jmpt.2016.01.006>
- 133 van der Velde G, Yu H, Paulden M, Côté P, Varatharajan S, Shearer HM, Wong JJ, Randhawa K, Southerst D, Mior S, Sutton D, Jacobs C, Taylor-Vaisey A. Which interventions are cost-effective for the management of whiplash-associated and neck pain-associated disorders? A systematic review of the health economic literature by the Ontario Protocol for Traffic Injury Management (OPTIMA) Collaboration. *Spine J*. 2016 Dec;16(12):1582-1597. doi: 10.1016/j.spinee.2015.08.025. Epub 2015 Nov 26. PMID: 26631759.
- 134 Davis MA, Yakusheva O, Gottlieb DJ, Bynum JP. Regional Supply of Chiropractic Care and Visits to Primary Care Physicians for Back and Neck Pain. *J Am Board Fam Med*. 2015 Jul-Aug;28(4):481-90. doi: 10.3122/jabfm.2015.04.150005. PMID: 26152439; PMCID: PMC4512163.
- 135 Houweling TA, Braga AV, Hausheer T, Vogelsang M, Peterson C, Humphreys BK. First-contact care with a medical vs chiropractic provider after consultation with a swiss telemedicine provider: comparison of outcomes, patient satisfaction, and health care costs in spinal, hip, and shoulder pain patients. *J Manipulative Physiol Ther*. 2015 Sep;38(7):477-83. doi: 10.1016/j.jmpt.2015.06.015. Epub 2015 Aug 16. PMID: 26288262.
- 136 Whedon JM, Song Y, Davis MA. Trends in the use and cost of chiropractic spinal manipulation under Medicare Part B. *Spine J*. 2013 Nov;13(11):1449-54. doi: 10.1016/j.spinee.2013.05.012. Epub 2013 Jun 15.
- 137 Martin, B. I., Gerkovich, M. M., Deyo, R. A., Sherman, K. J., Cherkin, D. C., Lind, B. K., Goertz, C. M., & Lafferty, W. E. (2012). The association of complementary and alternative medicine use and health care expenditures for back and neck problems. *Medical care*, 50(12), 1029–1036. <https://doi.org/10.1097/MLR.0b013e318269e0b2>
- 138 Liliedahl RL, Finch MD, Axene DV, Goertz CM. Cost of care for common back pain conditions initiated with chiropractic doctor vs medical doctor/doctor of osteopathy as first physician: experience of one Tennessee-based general health insurer. *J Manipulative Physiol Ther*. 2010 Nov-Dec;33(9):640-3. doi: 10.1016/j.jmpt.2010.08.018. Epub 2010 Oct 18. PMID: 21109053.
- 139 Ozkara GO, Ozgen M, Ozkara E, Armagan O, Arslantas A, Atasoy MA. Effectiveness of physical therapy and rehabilitation programs starting immediately after lumbar disc surgery. *Turk Neurosurg*. 2015;25(3):372-9. doi: 10.5137/1019-5149.JTN.8440-13.0. PMID: 26037176.
- 140 Ruddock JK, Sallis H, Ness A, Perry RE. Spinal Manipulation Vs Sham Manipulation for Nonspecific Low Back Pain: A Systematic Review and Meta-analysis. *J Chiropr Med*. 2016 Sep;15(3):165-83. doi: 10.1016/j.jcm.2016.04.014. Epub 2016 May 25. PMID: 27660593; PMCID: PMC5021904.
- 141 Kandel ER, Schwartz JH, Jessell TM. *Principles of Neural Science*. 4 ed: McGraw-Hill Companies; 2000.
- 142 Cooke SF, Bliss TV. Plasticity in the human central nervous system. *Brain*. 2006 Jul;129(Pt 7):1659-73. doi: 10.1093/brain/awl082. Epub 2006 May 3. PMID: 16672292.
- 143 Hodges PW, Barbe MF, Loggia ML, Nijs J, Stone LS. Diverse Role of Biological Plasticity in Low Back Pain and Its Impact on Sensorimotor Control of the Spine. *J Orthop Sports Phys Ther*. 2019 Jun;49(6):389-401. doi: 10.2519/jospt.2019.8716. PMID: 31151376.
- 144 Jasey, N. and I. Ward (2019). "Neuroplasticity in Brain Injury: Maximizing Recovery." *Current Physical Medicine and Rehabilitation Reports* 7(4): 333-340. DOI:10.1007/s40141-019-00242-7
- 145 Leemhuis E, De Gennaro L, Pazzaglia AM. Disconnected Body Representation: Neuroplasticity Following Spinal Cord Injury. *J Clin Med*. 2019 Dec 4;8(12):2144. doi: 10.3390/jcm8122144. PMID: 31817187; PMCID: PMC6947607.

- 146 Haavik, H. (2021). The Contemporary Understanding of the Chiropractic Subluxation Pediatric chiropractic. C. A. Anrig and G. Plaugher, Wolters Kluwer/Lippincott Williams & Wilkins Health.
- 147 Mellow ML, Goldsworthy MR, Coussens S, Smith AE. Acute aerobic exercise and neuroplasticity of the motor cortex: A systematic review. *J Sci Med Sport*. 2020 Apr;23(4):408-414. doi: 10.1016/j.jsams.2019.10.015. Epub 2019 Oct 30. PMID: 31759829.
- 148 Xing, Y. and Y. Bai (2020). "A review of exercise-induced neuroplasticity in ischemic stroke: pathology and mechanisms." *Molecular Neurobiology*: 1-14
- 149 Li S. (2017). Spasticity, Motor Recovery, and Neural Plasticity after Stroke. *Frontiers in neurology*, 8, 120. <https://doi.org/10.3389/fneur.2017.00120>
- 150 Carey L, Walsh A, Adikari A, Goodin P, Alahakoon D, De Silva D, Ong KL, Nilsson M, Boyd L. Finding the Intersection of Neuroplasticity, Stroke Recovery, and Learning: Scope and Contributions to Stroke Rehabilitation. *Neural Plast*. 2019 May 2;2019:5232374. doi: 10.1155/2019/5232374. PMID: 31191637; PMCID: PMC6525913.
- 151 Holt, K., I. K. Niazi, I. Amjad, N. Kumari, U. Rashid, J. Duehr, M. S. Navid, M. Shafique and H. Haavik (2021). "The Effects of 4 Weeks of Chiropractic Spinal Adjustments on Motor Function in People with Stroke: A Randomized Controlled Trial." *Brain Sciences* 11(6): 676.
- 152 Haavik H, Kumari N, Holt K, Niazi IK, Amjad I, Pujari AN, Türker KS, Murphy B. The contemporary model of vertebral column joint dysfunction and impact of high-velocity, low-amplitude controlled vertebral thrusts on neuromuscular function. *European Journal of Applied Physiology*. 2021 Jun 23:1-46.
- 153 Haavik, H. (2014). The reality check: A quest to understand chiropractic from the inside out. Auckland, New Zealand, Haavik Research Ltd.
- 154 Marshall P, Murphy B. The effect of sacroiliac joint manipulation on feed-forward activation times of the deep abdominal musculature. *J Manipulative Physiol Ther*. 2006 Mar-Apr;29(3):196-202. doi: 10.1016/j.jmpt.2006.01.010. PMID: 16584943.
- 155 Haavik H, Niazi IK, Holt K, Murphy B. Effects of 12 Weeks of Chiropractic Care on Central Integration of Dual Somatosensory Input in Chronic Pain Patients: A Preliminary Study. *J Manipulative Physiol Ther*. 2017 Mar-Apr;40(3):127-138. doi: 10.1016/j.jmpt.2016.10.002. Epub 2017 Feb 10. PMID: 28196631.
- 156 World Health Organization (2010). Global recommendations on physical activity for health. Geneva, WHO, 2010.
- 157 Blair SN. Physical inactivity: the biggest public health problem of the 21st century. *Br J Sports Med*. 2009 Jan;43(1):1-2. PMID: 19136507.
- 158 Jha, P., I. Ahmad, S. Khurana, A. Kamran, S. Verma and T. Kumar (2017). "Proprioception: an evidence based narrative review." *Res. Inves. Sport Med* 1: 1-5.
- 159 Ferlinc A, Fabiani E, Velnar T, Gradisnik L. The Importance and Role of Proprioception in the Elderly: a Short Review. *Mater Sociomed*. 2019 Sep;31(3):219-221. doi: 10.5455/msm.2019.31.219-221. PMID: 31762707; PMCID: PMC6853739.
- 160 Bornstein, B., N. Konstantin, C. Alessandro, M. C. Tresch and E. Zelzer (2021). "More than movement: The proprioceptive system as a new regulator of musculoskeletal biology." *Current Opinion in Physiology*. <https://doi.org/10.1016/j.cophys.2021.01.004>
- 161 Cholewicki J, Silfies SP, Shah RA, Greene HS, Reeves NP, Alvi K, Goldberg B. Delayed trunk muscle reflex responses increase the risk of low back injuries. *Spine (Phila Pa 1976)*. 2005 Dec 1;30(23):2614-20. doi: 10.1097/01.brs.0000188273.27463.bc. PMID: 16319747.
- 162 Cramer, G. D., J. T. Fournier, C. N. R. Henderson and C. C. Wolcott (2004). "Degenerative changes following spinal fixation in a small animal model." *Journal of Manipulative & Physiological Therapeutics* 27(3): 141-154.
- 163 Henderson, C. N., G. D. Cramer, Q. Zhang, J. W. DeVocht and J. T. Fournier (2007). "Introducing the external link model for studying spine fixation and misalignment: part 2, Biomechanical features." *J Manipulative Physiol Ther* 30(4): 279-294.
- 164 Henderson CN. The basis for spinal manipulation: chiropractic perspective of indications and theory. *J Electromyogr Kinesiol*. 2012 Oct;22(5):632-42. doi: 10.1016/j.jelekin.2012.03.008. Epub 2012 Apr 17. PMID: 22513367.
- 165 Meier ML, Vrana A, Schweinhardt P. Low Back Pain: The Potential Contribution of Supraspinal Motor Control and Proprioception. *Neuroscientist*. 2019 Dec;25(6):583-596. doi: 10.1177/1073858418809074. Epub 2018 Nov 2. PMID: 30387689; PMCID: PMC6900582.
- 166 Cianca JC, Jayaram P. Musculoskeletal Injuries and Regenerative Medicine in the Elderly Patient. *Phys Med Rehabil Clin N Am*. 2017 Nov;28(4):777-794. doi: 10.1016/j.pmr.2017.06.010. PMID: 29031343.
- 167 Fehlings MG, Tetreault L, Nater A, Choma T, Harrop J, Mroz T, Santaguida C, Smith JS. The Aging of the Global Population: The Changing Epidemiology of Disease and Spinal Disorders. *Neurosurgery*. 2015 Oct;77 Suppl 4:S1-5. doi: 10.1227/NEU.0000000000000953. PMID: 26378347.

- 168 Choma TJ, Rehtine GR, McGuire RA Jr, Brodke DS. Treating the Aging Spine. *J Am Acad Orthop Surg*. 2015 Dec;23(12):e91-e100. doi: 10.5435/JAAOS-D-15-00245. Epub 2015 Oct 28. PMID: 26510625.
- 169 United States Bureau of Labor Statistics (2021). Occupational Outlook Handbook. Chiropractors. Retrieved from <https://www.bls.gov/ooh/healthcare/chiropractors.htm>
- 170 Laframboise M. (2014). Chiropractors tackling the inactivity epidemic. *The Journal of the Canadian Chiropractic Association*, 58(4), 343–345.
- 171 Maiers M, Salsbury SA. “Like Peanut Butter and Jelly”: A Qualitative Study of Chiropractic Care and Home Exercise Among Older Adults with Spinal Disability. *Arthritis Care Res (Hoboken)*. 2021 May 10. doi: 10.1002/acr.24636. Epub ahead of print. PMID: 33973398. <https://pubmed.ncbi.nlm.nih.gov/33973398/>
- 172 Hawk C, Schneider MJ, Haas M, Katz P, Dougherty P, Gleberzon B, Killinger LZ, Weeks J. Best Practices for Chiropractic Care for Older Adults: A Systematic Review and Consensus Update. *J Manipulative Physiol Ther*. 2017 May;40(4):217-229. doi: 10.1016/j.jmpt.2017.02.001. Epub 2017 Mar 14. PMID: 28302309.
- 173 Kelly DD, Murphy BA, Backhouse DP. Use of a mental rotation reaction-time paradigm to measure the effects of upper cervical adjustments on cortical processing: a pilot study. *J Manipulative Physiol Ther*. 2000 May;23(4):246-51. doi: 10.1067/mmt.2000.106099. PMID: 10820297.
- 174 Corso, M., Mior, S.A., Batley, S. et al. The effects of spinal manipulation on performance-related outcomes in healthy asymptomatic adult population: a systematic review of best evidence. *Chiropr Man Therap* 27, 25 (2019).
- 175 Tricare, Tricare.mil Provider Directory (2021, May) “Find a Military Hospital or Clinic.” Search tool results of installations that provide chiropractic services. Retrieved from <https://www.tricare.mil/mtf?specialty=23&pageNo=1&pageSize=5&view=map>
- 176 Weise, G. (2003). Major Themes in Chiropractic History. In D. Redwood and CS Cleveland III (Eds.), *Fundamentals of Chiropractic* (p.39). Mosby.
- 177 Personal email with Dr. Anthony Lisi, April 2022.
- 178 Interview with Richard Sarnat, MD, Chief Medical Officer, AMI Group.
- 179 Donovan E, Ranney ML, Patry EJ, McKenzie M, Baird J, Green TC. Beliefs About a Complementary and Alternative Therapy-Based Chronic Pain Management Program for a Medicaid Population. *Pain Med*. 2017 Sep 1;18(9):1805-1816. doi: 10.1093/pm/pnx051. PMID: 28398544.
- 180 Sarnat RL, Winterstein J, Cambron JA. Clinical utilization and cost outcomes from an integrative medicine independent physician association: an additional 3-year update. *J Manipulative Physiol Ther*. 2007 May;30(4):263-9. doi: 10.1016/j.jmpt.2007.03.004. PMID: 17509435.
- 181 Lagnado, L. (2018). Walk-in Doctor Visits at Work? Welcome to the Office Health Center. *The Wall Street Journal*, January 8, 2018
- 182 Foundation for Chiropractic Progress. (2015, May 26). *Foundation for Chiropractic Progress Publishes Landmark Position Paper, Highlights the Growing Role of Doctors of Chiropractic in On-site Corporate Health Clinics* [Press Release] Retrieved from <https://www.businesswire.com/news/home/20150526006016/en/Foundation-for-Chiropractic-Progress-Publishes-Landmark-Position-Paper-Highlights-the-Growing-Role-of-Doctors-of-Chiropractic-in-On-site-Corporate-Health-Clinics-2015>
- 183 Schnurman, M. (2020). Amazon’s new prime offer: Delivering six health clinics for 20,000 workers in D-FW. *The Dallas Morning News*, July 17, 2020. Retrieved from: <https://www.dallasnews.com/business/health-care/2020/07/17/amazons-new-prime-offer-delivering-six-health-clinics-for-20000-workers-in-d-fw/>
- 184 National Association of Worksite Health Centers (2017, December 13) National Association of Worksite Health Centers Releases Research on Use and Potential Value of Doctors of Chiropractic in Employer Worksite Clinics. [Press release]. Retrieved from: <https://www.businesswire.com/news/home/20171213005824/en/National-Association-of-Worksite-Health-Centers-Releases-Research-on-Use-and-Potential-Value-of-Doctors-of-Chiropractic-in-Employer-Worksite-Clinics>
- 185 Clark LL, Hu Z. Diagnoses of low back pain, active component, U.S. Armed Forces, 2010-2014. *MSMR*. 2015 Dec;22(12):8-11. PMID: 26726722.
- 186 Long C, Lisi AJ, Vining RD, Wallace RB, Salsbury SA, Shannon ZK, Halloran S, Minkalis AL, Corber M, Shekelle, PG, Krebs EF, Abrams TE, Lurie JD, Goertz CM (2020). Veteran Response to Dosage in Chiropractic Therapy (VERDICT): Study Protocol of a Pragmatic Randomized Trial for Chronic Low Back Pain, *Pain Medicine*, Volume 21, Issue Supplement_2, December 2020, Pages S37–S44, <https://doi.org/10.1093/pm/pnaa289>
- 187 Department of Health and Human Services (n.d.) Department of Health and Human Services Part 1. Overview Information. Retrieved from <https://grants.nih.gov/grants/guide/rfa-files/rfa-at-17-001.html>
- 188 U.S. Department of Veterans Affairs (2020, August). Rehabilitation and Prosthetic Services, Chiropractic

Services. <https://www.prosthetics.va.gov/chiro/locations.asp>

- 189 Sinnott, P. L., Dally, S. K., Trafton, J., Goulet, J. L., & Wagner, T. H. (2017). Trends in diagnosis of painful neck and back conditions, 2002 to 2011. *Medicine*, 96(20), e6691. <https://doi.org/10.1097/MD.00000000000006691>
- 190 Lisi AJ, Brandt CA. Trends in the use and characteristics of chiropractic services in the Department of Veterans Affairs. *J Manipulative Physiol Ther*. 2016;39(5):381-386.
- 191 Green BN, Johnson CD, Daniels CJ, Napuli JG, Gliedt JA, Paris DJ. (2016). Integration of Chiropractic Services in Military and Veteran Health Care Facilities: A Systematic Review of the Literature. *J Evid Based Complementary Altern Med*, 21(2):115-30.
- 192 Absher, J. (2021, February 9). In *1st, AAFES Will Offer Chiropractic Services at Select Locations*. Military.com. Retrieved from: (<https://www.military.com/benefits/2021/02/09/1st-aafes-will-offer-chiropractic-services-select-locations.html>)
- 193 DeVocht JW, Smith DL, Long CR, Corber L, Kane B, Jones TM, Goertz CM. The effect of chiropractic treatment on the reaction and response times of special operation forces military personnel: study protocol for a randomized controlled trial. *Trials*. 2016 Sep 20;17(1):457. doi: 10.1186/s13063-016-1580-1. PMID: 27645465; PMCID: PMC5029007.
- 194 DeVocht JW, Vining R, Smith DL, Long C, Jones T, Goertz C. Effect of chiropractic manipulative therapy on reaction time in special operations forces military personnel: a randomized controlled trial. *Trials*. 2019 Jan 3;20(1):5. doi: 10.1186/s13063-018-3133-2. PMID: 30606225; PMCID: PMC6318970.
- 195 Vining R, Minkalis A, Long CR, Corber L, Franklin C, Gudavalli MR, Xia T, Goertz CM. Assessment of chiropractic care on strength, balance, and endurance in active-duty U.S. military personnel with low back pain: a protocol for a randomized controlled trial. *Trials*. 2018 Dec 5;19(1):671. doi: 10.1186/s13063-018-3041-5. PMID: 30518400; PMCID: PMC6280458.
- 196 "Final Report to Congressional Defense Committees: Chiropractic Clinical Trials." Signed September 6, 2019, Accessed on June 23, 2021 at <https://www.health.mil/About-MHS/OASDHA/Defense-Health-Agency/Congressional-Relations/Reports-to-Congress/Signed-in-2019>
- 197 Steele J, Bruce-Low S, Smith D. A reappraisal of the deconditioning hypothesis in low back pain: review of evidence from a triumvirate of research methods on specific lumbar extensor deconditioning. *Curr Med Res Opin*. 2014 May;30(5):865-911. doi: 10.1185/03007995.2013.875465. Epub 2014 Jan 17. PMID: 24328452.
- 198 US Department of Veterans Affairs (n.d.) Rehabilitation and Prosthetic Services, VA Chiropractor Careers. Retrieved from https://www.prosthetics.va.gov/chiro/VA_Chiropractor_Careers.asp
- 199 Church E W, Sieg E P, Zalatimo O, et al. (February 16, 2016) Systematic Review and Meta-analysis of Chiropractic Care and Cervical Artery Dissection: No Evidence for Causation. *Cureus* 8(2): e498.
- 200 Whedon JM, Mackenzie TA, Phillips RB, Lurie JD. Risk of traumatic injury associated with chiropractic spinal manipulation in Medicare Part B beneficiaries aged 66 to 99 years. *Spine (Phila Pa 1976)*. 2015;40(4):264-270.
- 201 Kosloff, Thomas M; Elton, David; Tao, Jiang & Bannister, Wade M, 2015, Chiropractic care and the risk of vertebrobasilar stroke: results of a case-control study in U.S. commercial and Medicare Advantage populations., 2015, *Chiropr Man Therap*. 2015 Jun 16;23:19.
- 202 Cassidy JD, Boyle E, Côté P, He Y, Hogg-Johnson S, Silver FL, Bondy SJ, 2008, Risk of vertebrobasilar stroke and chiropractic care: results of a population-based case-control and case-crossover study., *SPINE (Phila Pa 1976)* 2008 (Feb 15); 33 (4 Suppl): S176-183
- 203 Kazis LE, Ameli O, Rothendler J, Garrity B, Cabral H, McDonough C, Carey K, Stein M, Sanghavi D, Elton D, Fritz J, Saper R. Observational retrospective study of the association of initial healthcare provider for new-onset low back pain with early and long-term opioid use. *BMJ Open*. 2019 Sep 20;9(9):e028633. doi: 10.1136/bmjopen-2018-028633. Erratum in: *BMJ Open*. 2020 Jan 10;10(1):e028633corr1. PMID: 31542740; PMCID: PMC6756340.
- 204 Dowell D, Haegerich TM, Chou R. CDC Guideline for Prescribing Opioids for Chronic Pain—United States, 2016. *JAMA*. 2016;315(15):1624-1645. doi:10.1001/jama.2016.1464
- 205 Whedon JM, Kizhakkeveetil, A, Toler A, MacKenzie T, Lurie J, Hurwitz E, Bezdjian S, Bangash M, Uptmor S, Rossi D, Haldeman S. Initial Choice of Spinal Manipulative Therapy for Treatment of Chronic Low Back Pain Leads to Long-term Risk of Adverse Drug Events among Older Medicare Beneficiaries. *Spine* 2021 publish ahead of print.
- 206 Whedon JM, Toler AWJ, Kazal LA, Bezdjian S, Goehl JM, Greenstein J. Impact of Chiropractic Care on Use of Prescription Opioids in Patients with Spinal Pain. *Pain Med*. 2020 Dec 25;21(12):3567-3573. doi: 10.1093/pm/pnaa014. PMID: 32142140.
- 207 Corcoran KL, Bastian LA, Gunderson CG, Steffens C, Brackett A, Lisi AJ, Association Between Chiropractic Use and Opioid Receipt Among Patients with Spinal Pain: A Systematic Review and Meta-analysis, *Pain*

- Medicine, Volume 21, Issue 2, February 2020, Pages e139–e145, <https://doi.org/10.1093/pm/pnz219>
- 208 Lisi AJ, Corcoran KL, DeRycke EC, Bastian LA, Becker WC, Edmond SN, Goertz CM, Goulet JL, Haskell SG, Higgins DM, Kawecki T, Kerns RD, Mattocks K, Ramsey C, Ruser CB, Brandt CA. Opioid Use Among Veterans of Recent Wars Receiving Veterans Affairs Chiropractic Care. *Pain Med.* 2018 Sep 01; 19(suppl_1):S54-S60.
 - 209 Calabressi, M. (2015, June). Why America Can't Kick Its Painkiller Problem. *Time Magazine*, Volume 185 (22)
 - 210 Gupta, S. (2012, November 14) "Let's end the prescription drug death epidemic." Retrieved from <http://www.cnn.com/2012/11/14/health/gupta-accidental-overdose/>
 - 211 "Integrative Care for Low Back Pain: Implementing Evidence Based, Non-Opioid Treatments" Florin Orza, M.D. and Roni Evans, D.C., Ph.D., Metro Doctors, the Journal of the Twin Cities Medical Society, July/August 2016, pp 11-13.
 - 212 Institute of Medicine, *Relieving Pain in America: A Blueprint for Transforming Prevention, Care, Education, and Research.* Washington, DC; National Academies Press; 2011.
 - 213 The Joint Commission (2018, January 1). R3 Report Issue 11: Pain Assessment and Management Standards for Hospitals. Retrieved from <https://www.jointcommission.org/standards/r3-report/r3-report-issue-11-pain-assessment-and-management-standards-for-hospitals/>
 - 214 Manchikanti L, Helm II S, Fellows B, Janata JW, Pampati V, Grider JS, Boswell Mark V. (2012). Opioid Epidemic in the United States. *Pain Physician* 2012; 15: ES9-ES38.
 - 215 The Joint Commission (n.d.) Facts About The Joint Commission. Retrieved from <https://www.jointcommission.org/about-us/facts-about-the-joint-commission/>
 - 216 United States Department of Health and Human Services (US DHHS), Centers for Disease Control and Prevention (CDC), National Center for Health Statistics (NCHS), Compressed Mortality File (CMF) on CDC WONDER Online Database. (2016). Wide-ranging online data for epidemiologic research (WONDER). Atlanta, GA: CDC, National Center for Health Statistics; 2016. <http://wonder.cdc.gov>
 - 217 Frenk, SM, Porter KS, Paulozzi LJ. Prescription opioid analgesic use among adults: United States, 1999—2012. NCHS data brief, no. 189. Hyattsville, MD: National Center for Health Statistics. 2015
 - 218 Centers for Disease Control and Prevention (2021) Opioid Overdose: Overview. 2021. <https://www.cdc.gov/drugoverdose/deaths/prescription/overview.html>
 - 219 The Council on Chiropractic Education (2020, July) CCE Accreditation Standards: Principles, Process, and Requirements for Accreditation, retrieved from https://www.cce-usa.org/uploads/1/0/6/5/106500339/2020_cce_accreditation_standards_current.pdf
 - 220 United States Government: Medicare General Information, Eligibility and Entitlement Manual, Centers for Medicare and Medicare Service, Revision 80, 10/26/12, pages 31-34.
 - 221 <https://www.dol.gov/agencies/owcp/FECA/regs/compliance/Basic-Information-on-New-Claims>
 - 222 World Federation of Chiropractic (2012, December). The Current Status of the Chiropractic Profession Report to the World Health Organization from the World Federation of Chiropractic, December 2012, Retrieved from, https://www.wfc.org/website/images/wfc/WHO_Submission-Final_Jan2013.pdf
 - 223 The Burden of Musculoskeletal Disease in the United States, Bone and Joint Decade, Copyright, 2008, American Academy of Orthopedic Surgeons. ISBN 978-089203-533-5 pp 21.



A not-for-profit organization and a leading voice of the chiropractic profession, the Foundation for Chiropractic Progress (F4CP) informs and educates the general public about the value of chiropractic care.

Visit www.f4cp.org or call 855-901-F4CP (3427)



